HOLLIMEX

STAINLESS STEEL AND OTHER METALS - METALWORKS

DE VEELZIJDIGE LEVERANCIER VAN ROESTVASTSTALEN
HALFFABRICATEN, APPENDAGES, RANDPRODUCTEN EN MAATWERK

WIJ ZIJN OOK STERK IN STAAL, NON-FERROMETALEN, KUNSTSTOFFEN,
GEREEDSCHAPPEN, SLANGEN, HULPMIDDELEN EN BEWERKINGEN

THE VERSATILE SUPPLIER OF STAINLESS STEEL
SEMI-FINISHED PRODUCTS, PARTS, BORDER AND CUSTOM PRODUCTS

WE ARE ALSO LEADING IN STEEL, NON-FERROUS METALS, PLASTICS,
TOOLS, HOSES AND METALWORKS

LASFITTINGEN

BUTT WELD FITTINGS

GROEP 2

Homepage: **www.hollimex.nl**

Email: **sales@hollimex.nl**

Harmanshoeve 7 ● 2935 AT Ouderkerk aan den IJssel ● Postbus 3061 ● 2935 ZH Ouderkerk aan den IJssel

Deze uitgave is met zorg samengesteld. Hollimex aanvaart echter geen enkele aansprakelijkheid voor onjuistheden en volledigheid. Zie hollimex.nl/disclaimer.
This publication is carefully compiled. However, Hollimex accepts no liability for the correctness and completeness. See hollimex.nl/disclaimer.

Halffabricaten zoals: buizen, staf, profielen, band, draad, strekmetaal, gaas, platen, tranenplaten, geperforeerde platen, treden en roosters. Appendages zoals: koppeling-, las-, snijring- en fittingverbindingen, (aluminium)flenzen, pakkingen, ventielen, (kogel)kranen, filters, afsluiters, (vlinder)kleppen, deksels, montagemiddelen, gereedschappen, beugels, compensatoren, beitspasta's, kijkglazen, sproeibollen, bouten en moeren. Speciaalwerk zoals: constructie-, las-, zaag-, buig-, snij, zet- en knipwerk.

Inhoudsopgave / Contents

Veel gebruikte buisafmetingen / Normally used tube dimensions …. Blz. 3

Lasbochten 90º, 45º, 180º / Elbows 90º, 45º, 180º ……. Blz. 4 – 11

Stroombochten 90º, 45º, 180º / Long radius elbows 90º, 45º, 180º … Blz. 12

Walsbochten 90º, 45º, 180º / Expanding bends 90º, 45º, 180º …… Blz. 12

Speciaal gebogen bochten / Special long radius elbows …….. Blz. 13

Lasbochten en T-stukken met verwarmingsmantel ……... Blz. 13
Elbows and Tees with heating jacket

Las-T-Stukken / T – pieces ……... Blz. 14 – 17

Lasverloop-T-stukken / Reducing T-pieces ……... Blz. 18 – 20

Stroom-T-stukken, enkelzijdig en dubbelzijdig …… Blz. 21
Tee bends ans welding Y-pieces

Laskruisstukken / Welding cross …….. Blz. 21

Lasverlopen (Pijpverlopen) / Reducers (pipe) …… Blz. 22

Lasverlopen / Reducers …….. Blz. 23 – 27

Boordringen / Collars …..…….…… Blz. 28

Aluminium overschuifflenzen / Aluminium flanges …….. Blz. 28

Stub-ends …….. Blz. 29

Laskappen & Bodems / Caps & convex bottom …… Blz. 30 – 31

Compensatoren …… Blz. 32

Outlets …… Blz. 33

HOLLIMEX ROESTVASTSTAAL

Wij leveren ook (verlijmbare) interieur koppelingen, glasklemmen en buizen in roestvaststaal en messing.
Deze materialen worden o.a. gebruikt door winkel-, kantoor-en scheepsinterieurbouwers, trappen- en leuningbouwers en metaalverwerkers.

Meer informatie kunt u in groep 9 vinden.
Vraag ons vrijblijvend aan!

Veel gebruikte buis afmetingen / Normally used tube dimensions

Nederlandse (zuivel)buizen

INCH	UD x wanddikte	Kg/mtr.
1"	25,4 x 1,25 mm	0,756
1 1/4"	31,8 x 1,25 mm	0,955
1 1/2"	38,1 x 1,50 mm	1,371
2"	50,8 x 1,50 mm	1,822
2 1/2"	63,5 x 1,50 mm	2,329
3"	76,1 x 1,50 mm	2,802
4"	101,6 x 1,50 mm	3,760
4"	101,6 x 2,00 mm	4,988

Duitse (zuivel)buizen Reihe 1

NW	UD x wanddikte	Kg/mtr.
10	12,0 x 1,00 mm	0,275
10	12,0 x 1,50 mm	0,394
15	18,0 x 1,00 mm	0,426
15	18,0 x 1,50 mm	0,620
20	22,0 x 1,00 mm	0,526
20	22,0 x 1,50 mm	0,770
25	28,0 x 1,00 mm	0,676
25	28,0 x 1,50 mm	0,995
32	34,0 x 1,50 mm	1,221
40	40,0 x 1,50 mm	1,446
50	52,0 x 1,50 mm	1,897
65	70,0 x 2,00 mm	3,405
80	85,0 x 2,00 mm	4,156
100	104,0 x 2,00 mm	5,108
125	129,0 x 2,00 mm	6,360
150	154,0 x 2,00 mm	7,612
200	204,0 x 2,00 mm	10,116
250	254,0 x 2,00 mm	12,620

Duitse (zuivel)buizen Reihe 2

NW	UD x wanddikte	Kg/mtr.
10	13,0 x 1,50 mm	0,432
15	19,0 x 1,50 mm	0,658
20	23,0 x 1,50 mm	0,808
25	29,0 x 1,50 mm	1,034
32	35,0 x 1,50 mm	1,258
40	41,0 x 1,50 mm	1,485
50	53,0 x 1,50 mm	1,937

ISO GAS buizen

INCH	UD x wanddikte	Kg/mtr.
1/8"	10,2 x 2,00 mm	0,441
1/4"	13,5 x 2,30 mm	0,645
3/8"	17,2 x 2,30 mm	0,858
1/2"	21,3 x 2,65 mm	1,217
3/4"	26,9 x 2,65 mm	1,582
1"	33,7 x 3,25 mm	2,444
1 1/4"	42,4 x 3,25 mm	3,141
1 1/2"	48,3 x 3,25 mm	3,614
2"	60,3 x 3,65 mm	5,178
2 1/2"	76,1 x 3,60 mm	6,535
3"	88,9 x 4,05 mm	8,605
4"	114,3 x 4,50 mm	12,372

ISO (zuivel)buizen

INCH	UD x wanddikte	Kg/mtr.
1/8"	10,2 x 1,60 mm	0,345
1/4"	13,5 x 1,60 mm	0,477
3/8"	17,2 x 1,60 mm	0,629
3/8"	17,2 x 2,00 mm	0,761
1/2"	21,3 x 1,60 mm	0,812
1/2"	21,3 x 2,00 mm	0,967
3/4"	26,9 x 1,60 mm	1,043
3/4"	26,9 x 2,00 mm	1,247
1"	33,7 x 2,00 mm	1,588
1"	33,7 x 2,60 mm	2,025
1 1/4"	42,4 x 2,00 mm	2,023
1 1/4"	42,4 x 2,60 mm	2,580
1 1/2"	48,3 x 2,00 mm	2,219
1 1/2"	48,3 x 2,60 mm	2,975
2"	60,3 x 2,00 mm	2,920
2"	60,3 x 2,60 mm	3,757
2 1/2"	76,1 x 2,00 mm	3,711
2 1/2"	76,1 x 2,60 mm	4,785
3"	88,9 x 2,00 mm	4,357
3"	88,9 x 2,60 mm	5,618
4"	114,3 x 2,00 mm	5,624
4"	114,3 x 2,60 mm	7,272
5"	139,7 x 2,00 mm	6,896
5"	139,7 x 3,00 mm	10,269
6"	168,3 x 2,00 mm	8,328
6"	168,3 x 3,00 mm	12,417

HOLLIMEX STAINLESS — DE VEELZIJDIGE ROESTVASTSTAALLEVERANCIER
HOLLIMEX METALS — LEVERANCIER VAN METALEN EN APPENDAGES
HOLLIMEX METALWORKS — BEWERKINGEN, MAAT- EN CONSTRUCTIEWERK

UD = uitwendige diameter van de buis / outside dimension

ASTM / ANSI buizen

|----------|-- uitw.--|---------- wanddiktes ----------|

SCH	**UD**	**5S**	**10S**	**40S**	**80S**
1/8"	10,29		1,24	1,73	2,42
1/4"	13,72		1,65	2,24	3,02
3/8"	17,15		1,65	2,31	3,20
1/2"	21,34	1,65	2,11	2,77	3,73
3/4"	26,67	1,65	2,11	2,87	3,91
1"	33,40	1,65	2,77	3,38	4,55
1 1/4"	42,16	1,65	2,77	3,56	4,85
1 1/2"	48,26	1,65	2,77	3,68	5,08
2"	60,33	1,65	2,77	3,91	5,54
2 1/2"	73,03	2,11	3,05	5,16	7,01
3"	88,90	2,11	3,05	5,49	7,62
3 1/2"	101,60	2,11	3,05	5,74	8,08
4"	114,30	2,11	3,05	6,02	8,56
5"	141,30	2,77	3,40	6,55	9,53
6"	168,28	2,77	3,40	7,11	10,97
8"	219,08	2,77	3,76	8,18	12,70
10"	273,05	3,40	4,19	9,27	12,70
12"	323,85	3,96	4,57	9,53	12,70
14"	355,60	3,96	4,78	9,53	12,70
16"	406,40	4,19	4,78	9,53	12,70
18"	457,20	4,19	4,78	9,53	12,70
20"	508,00	4,78	5,54	9,53	12,70
24"	609,60	5,54	6,35	9,53	12,70

LASBOCHTEN 90°, 45° en 180°, gelast en/of naadloos / ELBOWS

Kwaliteit / Quality: AISI type 304(L), 321, 316(L)(Ti) Normen/standards: ASTM-A 403 of/or DIN 2605
Certificaten vlg. bovenstaande normen en EN 10204 3.1.B Certificates to above mentioned standards and EN 10204 3.1B
Art. 20.001 - 90° - blank of gebeitst / bright or pickled
Art. 20.002 – 90° - geslepen of gepolijst / brushed or polshed
Art. 21.001 - 90° - Ned.zuivel, blank, gebeitst / INCH bright or pickled
Art. 21.002 - geslepen of gepolijst / brushed or polshed
Art. 20.008 - 45° - blank of gebeitst / bright or pickled – niet in alle maten verkrijgbaar / not available in all sizes
Art. 20.009 - 45° - geslepen of gepolijst / brushed or polshed – niet in alle maten verkrijgbaar / not available in all sizes
Art. 20.010 - 180° - niet in alle maten verkrijgbaar / not available in all sizes

d x s in mm	Radius	Gewicht			Volgens
10.2 x 2.0	20	0.01	3s		ISO-GAS 1/8″
12.0 x 1.5	26	0.015		R	DIN 11852
x 2.0	15	0.02	3s		
13.0 x 1.5	26	0.02		R	DIN 11852
13.5 x 1.6	20		1.5d	P	ISO
x 2.3	20	0.02	1.5d	P/R	ISO-GAS 1/4″
15.0 x 1.5	27.5	0.02	3s	R	
x 2.0	20	0.02	3s		
17.2 x 1.6	22.5	0.03	3s	R	ISO
x 1.6	25	0.03	1.5d	P	ISO
x 1.6	28.5	0.03	1.5d		ISO
x 1.6	30	0.03	2d	P	ISO
x 1.6	43	0.04	5s	R	ISO
x 2.0	25	0.03	1.5d	P	ISO
x 2.3	22.5	0.04	3s	R	ISO-GAS 3/8″
x 2.3	25	0.04	1.5d	P	ISO
x 2.3	30	0.05	2d	P	ISO
18.0 x 1.0	23	0.02			DIN 11852
x 1.5	22.5	0.03	3s	R	
x 1.5	23	0.03	1.5d	P	
x 1.5	35	0.04		R	DIN 11852
x 1.5	45	0.05	2.5d	P	
x 1.5	49	0.05	5s	R	
19.0 x 1.5	35	0.04		R	DIN 11852/11865
20.0 x 1.5	25	0.03	3s	R	
x 1.5	26	0.03	1.5d	P	
x 1.5	55	0.05	3d	P	
x 2.0	25	0.04	3s	R	
x 2.0	26	0.04	1.5d	P	
21.3 x 1.6	28	0.03	1.5d	P/R	ISO
x 1.6	38	0.05	1.5d	P	ISO
x 1.6	42.5	0.06	5s	R	ISO
x 1.6	45	0.06	2d	P/R	ISO
x 2.0	26	0.04	3s		ISO
x 2.0	28	0.04	1.5d	P/R	ISO
x 2.0	38	0.06	1.5d	P	ISO
x 2.0	42.5	0.08	5s	R	ISO
x 2.0	45	0.08	2d	P	ISO
x 2.6	26	0.06	3s		ISO-GAS ½″
x 2.6	28	0.06	1.5d	P/R	ISO-GAS ½″
x 2.6	38	0.09	1.5d	P	ISO-GAS ½″
x 2.6	42.5	0.10	5s	R	ISO-GAS ½″
x 2.6	45	0.10	2d	P	ISO-GAS ½″
21.34 x 1.65	38.1	0.03	LR		ASTM ½″ SCH 5S
x 2.11		0.11	LR		ASTM ½″ SCH 10S
21.34 x 2.77	38.1	0.14	LR		ASTM ½″ SCH 40S
x 3.73		0.18	LR		ASTM ½″ SCH 80S
x 4.78		0.23	LR		ASTM ½″ SCH 160
22.0 x 1.0		0.03			DIN 11852
x 1.5	40	0.05		P/R	DIN 11852
23.0 x 1.5	25	0.04	3s	R	

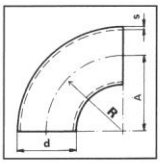

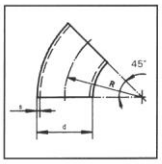
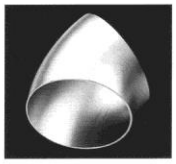
HOLLIMEX

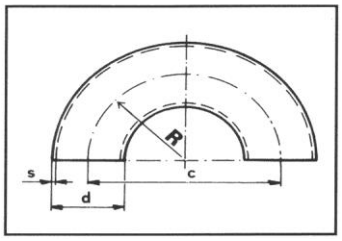

Halffabricaten zoals: buizen, staf, profielen, band, draad, strekmetaal, gaas, platen, tranenplaten, geperforeerde platen, treden en roosters.
Appendages zoals: koppeling-, las-, snijring- en fittingverbindingen, (aluminium)flenzen, pakkingen, ventielen, (kogel)kranen, filters, afsluiters, (vlinder)kleppen, deksels, montagemiddelen, gereedschappen, beugels, compensatoren, beitspasta's, kijkglazen, sproeibollen, bouten en moeren.
Speciaalwerk zoals: constructie-, las-, zaag-, buig-, snij, zet- en knipwerk.

LASBOCHTEN 90°, 45° en 180°, gelast en/of naadloos / ELBOWS

Kwaliteit / Quality: AISI type 304(L), 321, 316(L)(Ti) Normen/standards: ASTM-A 403 of/or DIN 2605
Certificaten vlg. bovenstaande normen en EN 10204 3.1.B Certificates to above mentioned standards and EN 10204 3.1B
Art. 20.001 - 90° - blank of gebeitst / bright or pickled
Art. 20.002 – 90° - geslepen of gepolijst / brushed or polshed
Art. 21.001 - 90° - Ned.zuivel, blank, gebeitst / INCH bright or pickled
Art. 21.002 - geslepen of gepolijst / brushed or polshed
Art. 20.008 - 45° - blank of gebeitst / bright or pickled – niet in alle maten verkrijgbaar / not available in all sizes
Art. 20.009 - 45° - geslepen of gepolijst / brushed or polshed – niet in alle maten verkrijgbaar / not available in all sizes
Art. 20.010 - 180° - niet in alle maten verkrijgbaar / not available in all sizes

d x s in mm	Radius	Gewicht			Volgens
23.0 x 1.5	30	0.05	1.5d	P	
x 1.5	40	0.06		P/R	DIN 11852/11865
x 1.5	55	0.07	5s	R	
x 1.5	60	0.08	2.5d	P	
25.0 x 1.2	37	0.03	1.5d	P	SMS
x 1.5	27.5	0.04	3s	R	
x 1.5	37	0.05	1.5d	P	
X 1.5	38	0.05	1.5d		
x 1.5	55	0.08	5s	R	
x 1.5	65	0.09	2.5d	P	
x 2.0	27.5	0.05	3s	R	
x 2.0	37	0.07	1.5d	P	
25.4 x 1.25	27.5	0.03		R	NED. ZUIVEL
X 1,6	38,1	0.05	1.5d	P	OD
26.67 x 1.65	28.6	0.06	LR		ASTM ¾" SCH 5S
x 2.11		0.07	LR		ASTM ¾" SCH 10S
x 2.87		0.08	LR		ASTM ¾" SCH 40S
x 3.91		0.10	LR		ASTM ¾" SCH 80S
x 5.56		0.14	LR		ASTM ¾" SCH 160
26.9 x 1.6	29	0.05	1.5d	P/R	ISO
x 1.6	57	0.10	5s	P/R	ISO
x 2.0	29	0.06	1.5d	P/R	ISO
x 2.0	57	0.12	5s	P/R	ISO
x 2.6	29	0.08	1.5d	P/R	ISO-GAS ¾"
x 2.6	57	0.14	5s	P/R	ISO-GAS ¾"
28.0 x 1.0		0.04			DIN 11852
x 1.5	32.5	0.06	3s	R	DIN
x 1.5	37	0.06	1.5d	P	DIN
x 1.5	42	0.07	1.5d		DIN
x 1.5	50	0.08		P/R	DIN
x 1.5	65	0.10	5s	R	DIN
x 1.5	80	0.13	3d	P	DIN
x 2.0	32.5	0.07	3s	R	
x 2.0	42	0.08	1.5d		
29.0 x 1.5	50	0.09		P/R	DIN 11852/11865
30.0 x 1.5	33.5	0.06	3s	R	
x 1.5	38	0.07	1.5d	P	
x 2.0	33.5	0.07	3s	R	
x 2.0	38	0.09	1.5d	P	
30.0 x 2.0	69	0.16	5s	R	
31.8 x 1.25	35	0.06		R	NED. ZUIVEL
32.0 x 2.0	35	0.10	3s	R	
x 2.0	48	0.14	1.5d		
33.0 x 1.5	45	0.09	1.5d	P	
x 1.5	90	0.14	3d	P	
33.4 x 1.65	38.1	0.07	LR		ASTM 1" SCH 5S
x 2.77	25.4	0.11	SR		ASTM 1" SCH 10S
x 2.77	38.1	0.14	LR		ASTM 1" SCH 10S
x 3.38	25.4	0.13	SR		ASTM 1" SCH 40S
x 3.38	38.1	0.15	LR		ASTM 1" SCH 40S
x 4.55	38.1	0.19	LR		ASTM 1" SCH 80S

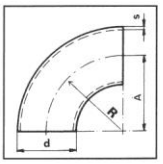

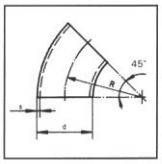
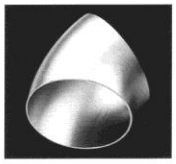
HOLLIMEX

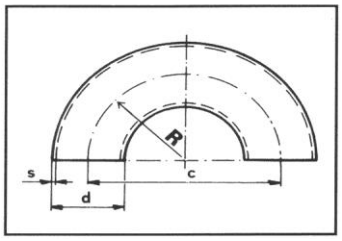

LASBOCHTEN 90°, 45° en 180°, gelast en/of naadloos / ELBOWS

Kwaliteit / Quality: AISI type 304(L), 321, 316(L)(Ti) Normen/standards: ASTM-A 403 of/or DIN 2605
Certificaten vlg. bovenstaande normen en EN 10204 3.1.B Certificates to above mentioned standards and EN 10204 3.1B
Art. 20.001 - 90° - blank of gebeitst / bright or pickled
Art. 20.002 – 90° - geslepen of gepolijst / brushed or polshed
Art. 21.001 - 90° - Ned.zuivel, blank, gebeitst / INCH bright or pickled
Art. 21.002 - geslepen of gepolijst / brushed or polshed
Art. 20.008 - 45° - blank of gebeitst / bright or pickled – niet in alle maten verkrijgbaar / not available in all sizes
Art. 20.009 - 45° - geslepen of gepolijst / brushed or polshed – niet in alle maten verkrijgbaar / not available in all sizes
Art. 20.010 - 180° - niet in alle maten verkrijgbaar / not available in all sizes

d x s in mm	Radius	Gewicht			Volgens
33.4 x 5.56	38.1	0.23	LR		ASTM 1" SCH 160
33.7 x 1.6	38	0.08	1.5d	P/R	ISO
x 1.6	72	0.18	5s	P/R	ISO
x 2.0	38	0.10	1.5d	P/R	ISO
x 2.0	72	0.28	5s	P/R	ISO
x 2.6	38	0.12	1.5d	P/R	ISO
x 2.6	72	0.35	2.5d	P	ISO
x 3.2	38	0.14	1.5d	P/R	ISO-GAS 1"
x 3.2	72	0.28	5s	P	ISO-GAS 1"
34.0 x 1.0	55	0.08			DIN 11852
34.0 x 1.5	55	0.10		P/R	DIN 11852
35.0 x 1.5	45	0.12	3s	R	
x 1.5	50	0.13	1.5d	P	
x 1.5	55	0.14		P/R	DIN 11852/11865
x 1.5	75	0.19	5s	R	
38.0 x 1.2	52	0.09	1.5d	P	SMS
x 1.5	45	0.11	3s	R	
x 1.5	52	0.12	1.5d	P	
x 1.5	57	0.12	1.5d		
x 1.5	105	0.24	3d	P	
x 2.0	45	0.13	3s	R	
x 2.0	52	0.14	1.5d	P	
x 2.0	57	0.14	1.5d		
x 2.0	82.5	0.24	5s	R	
x 2.6	45	0.16	3s	R	
38.1 x 1.5	45	0.10		R	NED. ZUIVEL
x 1,6	57.1	0.13	1.5d	P	OD
40.0 x 1.0	45	0.07	3s		DIN 11852
x 1.5	45	0.14	3s	R	DIN
x 1.5	60	0.19	1.5d	P/R	DIN
x 2.0	45	0.16	3s	R	
x 2.0	60	0.22	1.5d	P	
x 2.0	95	0.29	5s	R	
41.0 x 1.5	60	0.14		P/R	DIN 11852/11865
42.16 x 1.65	47.6	0.12	LR		ASTM 1 ¼" SCH 5S
x 2.77	31.8	0.16	SR		ASTM 1 ¼" SCH 10S
x 2.77	47.6	0.23	LR		ASTM 1 ¼" SCH 10S
x 3.56	31.8	0.21	SR		ASTM 1 ¼" SCH 40S
x 3.56	47.6	0.26	LR		ASTM 1 ¼" SCH 40S
x 4.85	47.6	0.35	LR		ASTM 1 ¼" SCH 80S
x 6.35	47.6	0.46	LR		ASTM 1 ¼" SCH 160
42.4 x 1.6	48	0.14	1.5d	P/R	ISO
x 1.6	93	0.24	2d	P	ISO
x 2.0	48	0.16	1.5d	P/R	ISO
x 2.0	93	0.29	5s	P/R	ISO
x 2.6	48	0.19	1.5d	P/R	ISO
x 2.6	92.5	0.32	5s	R	ISO
x 3.2	48	0.23	1.5d	P/R	ISO-GAS 1 ¼"
x 3.2	93	0.53	5s	P/R	ISO-GAS 1 ¼"
43.0 x 1.5	47.5	0.15	3s	R	
x 1.5	60	0.19	1.5d	P	

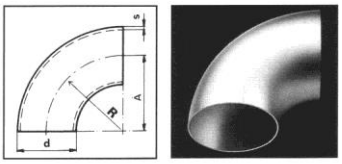
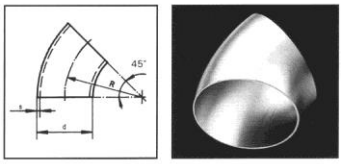

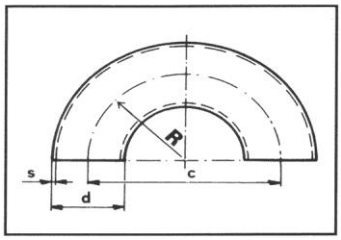

Halffabricaten zoals: buizen, staf, profielen, band, draad, strekmetaal, gaas, platen, tranenplaten, geperforeerde platen, treden en roosters.
Appendages zoals: koppeling-, las-, snijring- en fittingverbindingen, (aluminium)flenzen, pakkingen, ventielen, (kogel)kranen, filters, afsluiters, (vlinder)kleppen, deksels, montagemiddelen, gereedschappen, beugels, compensatoren, beitspasta's, kijkglazen, sproeibollen, bouten en moeren.
Speciaalwerk zoals: constructie-, las-, zaag-, buig-, snij, zet- en knipwerk.

LASBOCHTEN 90°, 45° en 180°, gelast en/of naadloos / ELBOWS

Kwaliteit / Quality: AISI type 304(L), 321, 316(L)(Ti) Normen/standards: ASTM-A 403 of/or DIN 2605
Certificaten vlg. bovenstaande normen en EN 10204 3.1.B Certificates to above mentioned standards and EN 10204 3.1B
Art. 20.001 - 90° - blank of gebeitst / bright or pickled
Art. 20.002 – 90° - geslepen of gepolijst / brushed or polshed
Art. 21.001 - 90° - Ned.zuivel, blank, gebeitst / INCH bright or pickled
Art. 21.002 - geslepen of gepolijst / brushed or polshed
Art. 20.008 - 45° - blank of gebeitst / bright or pickled – niet in alle maten verkrijgbaar / not available in all sizes
Art. 20.009 - 45° - geslepen of gepolijst / brushed or polshed – niet in alle maten verkrijgbaar / not available in all sizes
Art. 20.010 - 180° - niet in alle maten verkrijgbaar / not available in all sizes

d x s in mm	Radius	Gewicht			Volgens
43.0 x 1.5	120	0.40	3d	P	
44.0 x 2.0	140	0.46	D+100		
44.5 x 2.0	51	0.17	1.5d	P/R	
x 2.0	66	0.18	1.5d		
x 2.0	100	0.35	5s	R	
x 2.0	120	0.40	3d	P	
x 2.6	51	0.22	1.5d	R	
48.26 x 1.65	57.2	0.17	LR		ASTM 1 ½" SCH 5S
x 2.77	38.1	0.22	SR		ASTM 1 ½" SCH 10S
x 2.77	57.2	0.30	LR		ASTM 1 ½" SCH 10S
x 3.68	38.1	0.28	SR		ASTM 1 ½" SCH 40S
x 3.68	57.2	0.40	LR		ASTM 1 ½" SCH 40S
x 5.08	57.2	0.49	LR		ASTM 1 ½" SCH 80S
x 7.14	57.2	0.65	LR		ASTM 1 ½" SCH 160
48.3 x 1.6	57	0.19	1.5d	P/R	ISO
x 1.6	108	0.35	2d	P	ISO
x 2.0	57	0.22	1.5d	P/R	ISO
x 2.0	108	0.40	5s	P/R	ISO
x 2.6	57	0.26	1.5d	P/R	ISO
x 3.2	57	0.32	1.5d	P/R	ISO-GAS 1 ½"
x 3.2	108	0.64	5s	P/R	ISO-GAS 1 ½"
50.0 x 1.5	75	0.22	1.5d		
x 2	71	0.30	3s	R	
50.8 x 1.5	67.5	0.19	1.5d	R	NED. ZUIVEL
x 1.5	75	0.22	1.5d		NED. ZUIVEL
x 1.6	76.2	0.25	1.5d	P	OD
x 2.0	75	0.31	1.5d		
51.0 x 1.2	75	0.18	1.5d	P	SMS
x 1.5	67.5	0.21	3s	R	
x 1.5	75	0.24	1.5d	P	
x 2.0	67.5	0.31	3s	R	
x 2.6	67.5	0.40	3s	R	
52.0 x 1.0	70	0.12			DIN 11852
x 1.5	70	0.20		P/R	DIN 11852
53.0 x 1.5	70	0.22		P/R	DIN 11852/11865
x 1.5	72.5	0.26	3s	R	
x 1.5	75	0.26	1.5d	P	
x 1.5	150	0.50	3d	P	
54.0 x 2.0	70	0.34	3s	R	
x 2.0	75	0.36	1.5d	P	
x 2.0	122	0.50	5s	R	
x 2.0	150	0.60	3d	P	
57.0 x 2.0	75	0.34	3s	R	
x 3.0	75	0.48	3s	R	
60.3 x 1.6	76	0.29	1.5d	P/R	ISO
x 1.6	135	0.60	5s	P/R	ISO
x 2.0	76	0.34	1.5d	P/R	ISO
x 2.0	135	0.77	2d	P/R	ISO
x 2.6	76	0.44	1.5d	P/R	ISO
x 2.6	135	1.10	5s	P/R	ISO
x 2.9/3	76	0.49	1.5d	P/R	ISO

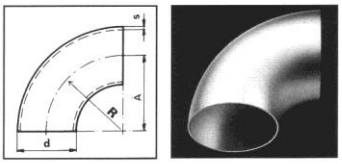

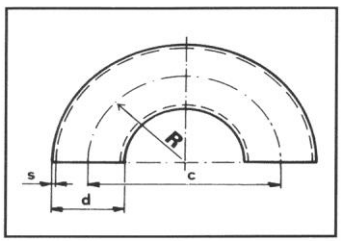

Halffabricaten zoals: buizen, staf, profielen, band, draad, strekmetaal, gaas, platen, tranenplaten, geperforeerde platen, treden en roosters. Appendages zoals: koppeling-, las-, snijring- en fittingverbindingen, (aluminium)flenzen, pakkingen, ventielen, (kogel)kranen, filters, afsluiters, (vlinder)kleppen, deksels, montagemiddelen, gereedschappen, beugels, compensatoren, beitspasta's, kijkglazen, sproeibollen, bouten en moeren. Speciaalwerk zoals: constructie-, las-, zaag-, buig-, snij, zet- en knipwerk.

LASBOCHTEN 90°, 45° en 180°, gelast en/of naadloos / ELBOWS

Kwaliteit / Quality: AISI type 304(L), 321, 316(L)(Ti) Normen/standards: ASTM-A 403 of/or DIN 2605
Certificaten vlg. bovenstaande normen en EN 10204 3.1.B Certificates to above mentioned standards and EN 10204 3.1B
Art. 20.001 - 90° - blank of gebeitst / bright or pickled
Art. 20.002 – 90° - geslepen of gepolijst / brushed or polshed
Art. 21.001 - 90° - Ned.zuivel, blank, gebeitst / INCH bright or pickled
Art. 21.002 - geslepen of gepolijst / brushed or polshed
Art. 20.008 - 45° - blank of gebeitst / bright or pickled – niet in alle maten verkrijgbaar / not available in all sizes
Art. 20.009 - 45° - geslepen of gepolijst / brushed or polshed – niet in alle maten verkrijgbaar / not available in all sizes
Art. 20.010 - 180° - niet in alle maten verkrijgbaar / not available in all sizes

d x s in mm	Radius	Gewicht			Volgens
60.3 x 3.6	76	0.62	1.5d	P/R	ISO-GAS 2″
x 3.6	135	1.20	2d	P	ISO-GAS 2″
60.33 x 1.65	76.2	0.17	LR		ASTM 2″ SCH 5S
x 2.77	50.8	0.22	SR		ASTM 2″ SCH 10S
x 2.77	76.2	0.30	LR		ASTM 2″ SCH 10S
x 3.91	50.8	0.28	SR		ASTM 2″ SCH 40S
x 3.91	76.2	0.40	LR		ASTM 2″ SCH 40S
x 5.54	76.2	0.49	LR		ASTM 2″ SCH 80S
x 8.74	76.2	0.65	LR		ASTM 2″ SCH 160
63.5 x 1.5	82.5	0.30			NED. ZUIVEL
x 1.6	82.5	0.31	3s	R	SMS
x 1.6	90	0.35	1.5d	P	SMS
x 1.6	95.2	0.38	1.5d	P	SMS / OD
x 1.6	180	0.70	2.5d	P	SMS
x 2.0	82.5	0.41	3s	R	
64.0 x 2.0	90	0.42	1.5d		
69.0 x 2.0	165	0.87	D+100		
70.0 x 2.0	80	0.04		P/R	DIN 11852/11865
x 2.0	92	0.50	3s	R	DIN
x 2.0	95	0.55	1.5d	P	DIN
x 2.0	130		2d	P	DIN
x 2.0	160	0.88	5s	R	DIN
x 3.0	92	0.72	1.5d		
73.0 x 1.5	95		1.5d	P	
x 1.5	140		2d	P	
73.03 x 2.11	95	0.54	LR		ASTM 2 ½″ SCH 5S
x 3.05	63.5	0.52	SR		ASTM 2 ½″ SCH 10S
x 3.05	95	0.79	LR		ASTM 2 ½″ SCH 10S
x 5.16	63.5	0.92	SR		ASTM 2 ½″ SCH 40S
x 5.16	95	1.29	LR		ASTM 2 ½″ SCH 40S
x 7.01	95	1.70	LR		ASTM 2 ½″ SCH 80S
x 9.53	95	2.00	LR		ASTM 2 ½″ SCH 160
76.1 x 1.5	95	0.50			NED. ZUIVEL
x 1.6	95	0.50	1.5d	P/R	SMS / ISO
x 1.6	175		2d	P	SMS / ISO
x 2.0	95	0.62	1.5d	P/R	ISO
x 2.0	175	1.00	5s	P/R	ISO
x 2.3	95	0.72	1.5d	P/R	ISO
x 2.3	175	1.15	5s	P/R	ISO
x 2.6	95	0.77	1.5d	P/R	ISO
x 2.6	175	1.29	5s	P/R	ISO
x 2.9/3	95	0.80	1.5d	P/R	ISO
x 2.9/3	175		2d	P	ISO
x 3.6	95	1.08	1.5d	P/R	ISO-GAS 2 ½″
x 3.6	175		2d	P	ISO-GAS 2 ½″
76.2 x 1.6	114.3		1.5d	P	OD
84.0 x 2.0	105	0.75	3s	R	
x 2.0	120		1.5d	P/R	
x 2.0	160		2d	P	
x 2.0	200	1.35	5s	R	

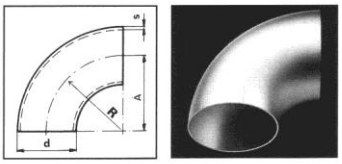
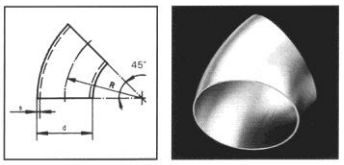

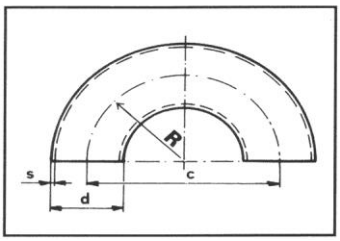

Halffabricaten zoals: buizen, staf, profielen, band, draad, strekmetaal, gaas, platen, tranenplaten, geperforeerde platen, treden en roosters.
Appendages zoals: koppeling-, las-, snijring- en fittingverbindingen, (aluminium)flenzen, pakkingen, ventielen, (kogel)kranen, filters, afsluiters, (vlinder)kleppen, deksels, montagemiddelen, gereedschappen, beugels, compensatoren, beitspasta's, kijkglazen, sproeibollen, bouten en moeren.
Speciaalwerk zoals: constructie-, las-, zaag-, buig-, snij, zet- en knipwerk.

LASBOCHTEN 90°, 45° en 180°, gelast en/of naadloos / ELBOWS

Kwaliteit / Quality: AISI type 304(L), 321, 316(L)(Ti) Normen/standards: ASTM-A 403 of/or DIN 2605
Certificaten vlg. bovenstaande normen en EN 10204 3.1.B Certificates to above mentioned standards and EN 10204 3.1B
Art. 20.001 - 90° - blank of gebeitst / bright or pickled
Art. 20.002 – 90° - geslepen of gepolijst / brushed or polshed
Art. 21.001 - 90° - Ned.zuivel, blank, gebeitst / INCH bright or pickled
Art. 21.002 - geslepen of gepolijst / brushed or polshed
Art. 20.008 - 45° - blank of gebeitst / bright or pickled – niet in alle maten verkrijgbaar / not available in all sizes
Art. 20.009 - 45° - geslepen of gepolijst / brushed or polshed – niet in alle maten verkrijgbaar / not available in all sizes
Art. 20.010 - 180° - niet in alle maten verkrijgbaar / not available in all sizes

d x s in mm	Radius	Gewicht			Volgens
85.0 x 2.0	90	0.61	1d	P/R	DIN 11852/11865
88.9 x 2.0	114	0.81	1.5d	P/R	ISO
x 2.0	205	1.39	5s	P/R	ISO
88.9 x 2.3	114	0.94	1.5d	P/R	ISO
x 2.3	205	1.60	5s	P/R	ISO
x 2.6	114	1.02	1.5d	P/R	ISO
x 2.6	205	1.80	5s	P/R	ISO
x 2.9/3	114	1.15	1.5d	P/R	ISO
x 2.9/3	205		2d	P	ISO
x 3.2	114	1.25	3s	R	ISO
x 4.0	114	1.65	1.5d	P/R	ISO-GAS 3"
x 4.0	205		2d	P	ISO-GAS 3"
88.9 x 2.11	114.3	0.81	LR		ASTM 3" SCH 5S
x 3.05	101.6	0.84	SR		ASTM 3" SCH 10S
x 3.05	114.3	1.18	LR		ASTM 3" SCH 10S
x 5.49	101.6	1.49	SR		ASTM 3" SCH 40S
x 5.49	114.3	2.14	LR		ASTM 3" SCH 40S
x 7.62	114.3	2.74	LR		ASTM 3" SCH 80S
x 11.13	114.3	3.83	LR		ASTM 3" SCH 160
101.6 x 2.0	133	1.05	1.5d	P/R	NED.ZUIVEL/SMS/ISO
x 2.11	133	1.10		R	ISO
x 3.0	133	1.50			ISO
x 4.0	133		1.5d	P	ISO-GAS 4"
104.0 x 2.0	100	0.75	1d	P/R	DIN11852/11865/SMS
x 2.0	150	1.20	1.5d	P/R	DIN
x 2.0	200		2d	P	DIN
x 2.0	250	1.90	5s	R	DIN
108.0 x 2.0	142.5	1.10	3s	R	
x 3.0	142.5	1.85	3s	R	
x 4.0	142.5	2.20	3s	R	
114.3 x 2.0	152	1.30	1.5d	P/R	ISO
x 2.0	270	2.30	5s	P/R	ISO
x 2.6	152	1.60	1.5d	P/R	ISO
x 2.6	270	3.00	5s	P/R	ISO
x 2.9/3	152	2.00	1.5d	P/R	ISO
x 2.9/3	270		2d	P	ISO
x 3.6	152	2.40	1.5d	P/R	ISO
x 4.0	152		1.5d	P	ISO
x 4.5	152	3.00	1.5d	P/R	ISO
x 4.5	270		2d	P	ISO
114.3 x 2.11	152.4	1.41	LR		ASTM 4" SCH 5S
x 3.05	101.6	1.38	SR		ASTM 4" SCH 10S
x 3.05	152.4	2.03	LR		ASTM 4" SCH 10S
x 6.02	101.6	2.65	SR		ASTM 4" SCH 40S
x 6.02	152.4	4.03	LR		ASTM 4" SCH 40S
x 8.56	152.4	5.34	LR		ASTM 4" SCH 80S
x 13.49	152.4	8.02	LR		ASTM 4" SCH 160
129.0 x 2.0	125	1.18	1d	R	DIN 11852
x 2.0	188	1.80	1.5d	P/R	DIN
x 2.0	250	2.50	2d	P	DIN
x 2.0	225	2.26	D+100		DIN



Halffabricaten zoals: buizen, staf, profielen, band, draad, strekmetaal, gaas, platen, tranenplaten, geperforeerde platen, treden en roosters. Appendages zoals: koppeling-, las-, snijring- en fittingverbindingen, (aluminium)flenzen, pakkingen, ventielen, (kogel)kranen, filters, afsluiters, (vlinder)kleppen, deksels, montagemiddelen, gereedschappen, beugels, compensatoren, beitspasta's, kijkglazen, sproeibollen, bouten en moeren. Speciaalwerk zoals: constructie-, las-, zaag-, buig-, snij, zet- en knipwerk.

LASBOCHTEN 90°, 45° en 180°, gelast en/of naadloos / ELBOWS

Kwaliteit / Quality: AISI type 304(L), 321, 316(L)(Ti) Normen/standards: ASTM-A 403 of/or DIN 2605
Certificaten vlg. bovenstaande normen en EN 10204 3.1.B Certificates to above mentioned standards and EN 10204 3.1B
Art. 20.001 - 90° - blank of gebeitst / bright or pickled
Art. 20.002 – 90° - geslepen of gepolijst / brushed or polshed
Art. 21.001 - 90° - Ned.zuivel, blank, gebeitst / INCH bright or pickled
Art. 21.002 - geslepen of gepolijst / brushed or polshed
Art. 20.008 - 45° - blank of gebeitst / bright or pickled – niet in alle maten verkrijgbaar / not available in all sizes
Art. 20.009 - 45° - geslepen of gepolijst / brushed or polshed – niet in alle maten verkrijgbaar / not available in all sizes
Art. 20.010 - 180° - niet in alle maten verkrijgbaar / not available in all sizes

d x s in mm	Radius	Gewicht			Volgens
129.0 x 2.0	312.5	3.10	5s	R	DIN
133.0 x 3.0	181	2.75	3s	R	
139.7 x 2.0	190	2.10	1.5d	P/R	ISO
x 2.5	125	1.18	1d	R	ISO
x 2.6	190	2.56	1.5d	P/R	ISO
x 2.6	330	4.30	5s	R	ISO
x 2.9/3	190	3.08	1.5d	P/R	ISO
x 4.0	190	4.00	3s	R	ISO
141.3 x 2.11	190.5	2.95	LR		ASTM 5" SCH 5S
x 3.40	127.0	2.37	SR		ASTM 5" SCH 10S
x 3.40	190.5	3.46	LR		ASTM 5" SCH 10S
x 6.55	127.0	4.32	SR		ASTM 5" SCH 40S
X 6.55	190.5	6.51	LR		ASTM 5" SCH 40S
141.3 x 9.53	190.5	9.25	LR		ASTM 5" SCH 80S
X 15.88	190.5	13.00	LR		ASTM 5" SCH 160
154.0 x 2.0	150	1.80	1d	R	DIN 11852
X 2.0	188		1.5d	P	DIN
X 2.0	225	2.75	3s	R	DIN
X 2.0	250	3.00	D+100		DIN
X 2.0	375	4.40	5s	R	DIN
156.0 x 3.0	188		1.5d	P	
X 3.0	225	4.05	3s	R	
168.28 x 2.77	228.6	4.12	LR		ASTM 6" SCH 5S
X 3.40	152.4	3.36	SR		ASTM 6" SCH 10S
X 3.40	228.6	5.03	LR		ASTM 6" SCH 10S
X 7.11	152.4	6.87	SR		ASTM 6" SCH 40S
X 7.11	228.6	10.90	LR		ASTM 6" SCH 40S
X 10.97	228.6	15.30	LR		ASTM 6" SCH 80S
168.3 x 2.0	229	2.84	1.5d	P/R	ISO
X 2.6	229	3.75	1.5d	P/R	ISO
X 2.6	390	6.05	5s	R	ISO
X 3.0	152	2.50	1d	R	ISO
X 3.0	229	4.90	1.5d	P/R	ISO
x 4.0	228.5	6.07	1.5d		ISO
204.0 x 2.0	300	4.75	1.5d	P/R	DIN 11852
x 2.0	500	7.95	5s	R	DIN
205.0 x 2.5	200	4.00	1d	R	
206.0 x 3.0	300	7.30	1.5d	P/R	
219.08 x 2.77	304.8	7.20	LR		ASTM 8" SCH 5S
x 3.76	203.2	6.57	SR		ASTM 8" SCH 10S
x 3.76	304.8	9.73	LR		ASTM 8" SCH 10S
x 8.18	203.2	14.00	SR		ASTM 8" SCH 40S
x 8.18	304.8	21.50	LR		ASTM 8" SCH 40S
x 12.70	304.8	30.90	LR		ASTM 8" SCH 80S
219.1 x 2.0	305	5.15	1.5d	P/R	ISO
x 2.6	305	6.20	1.5d	P/R	ISO
x 3.0	203	5.20	1d	R	ISO
x 3.0	510	13.30	5s	R	ISO
x 3.0	305	7.90	1.5d	P/R	ISO
x 4.0	305	10.40	1.5d		ISO

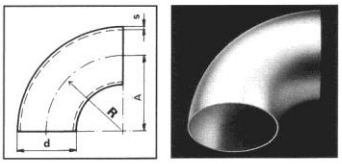
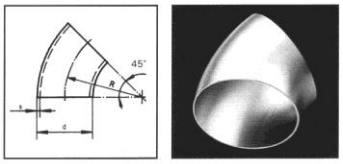

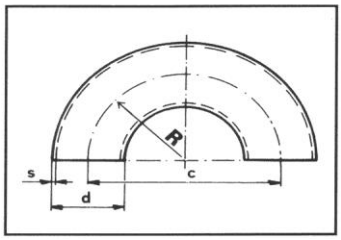

Halffabricaten zoals: buizen, staf, profielen, band, draad, strekmetaal, gaas, platen, tranenplaten, geperforeerde platen, treden en roosters.
Appendages zoals: koppeling-, las-, snijring- en fittingverbindingen, (aluminium)flenzen, pakkingen, ventielen, (kogel)kranen, filters, afsluiters, (vlinder)kleppen, deksels, montagemiddelen, gereedschappen, beugels, compensatoren, beitspasta's, kijkglazen, sproeibollen, bouten en moeren.
Speciaalwerk zoals: constructie-, las-, zaag-, buig-, snij, zet- en knipwerk.

LASBOCHTEN 90°, 45° en 180°, gelast en/of naadloos / ELBOWS

Kwaliteit / Quality: AISI type 304(L), 321, 316(L)(Ti) Normen/standards: ASTM-A 403 of/or DIN 2605
Certificaten vlg. bovenstaande normen en EN 10204 3.1.B Certificates to above mentioned standards and EN 10204 3.1B
Art. 20.001 - 90° - blank of gebeitst / bright or pickled
Art. 20.002 – 90° - geslepen of gepolijst / brushed or polshed
Art. 21.001 - 90° - Ned.zuivel, blank, gebeitst / INCH bright or pickled
Art. 21.002 - geslepen of gepolijst / brushed or polshed
Art. 20.008 - 45° - blank of gebeitst / bright or pickled – niet in alle maten verkrijgbaar / not available in all sizes
Art. 20.009 - 45° - geslepen of gepolijst / brushed or polshed – niet in alle maten verkrijgbaar / not available in all sizes
Art. 20.010 - 180° - niet in alle maten verkrijgbaar / not available in all sizes

d x s in mm	Radius	Gewicht			Volgens
254.0 x 2.0	350	6.97	D+100		DIN
x 2.0	375	7.50	3s	R	DIN
255.0 x 2.5	250	6.00	1d	R	
x 2.5	375	9.40	3s	R	
256.0 x 3.0	350	10.50	D+100		
x 3.0	375	10.85	3s	R	
273.0 x 2.0	381	8.10	3s	R	ISO
x 3.0	254	8.10	1d	R	ISO
x 3.0	381	12.20	3s	R	ISO
x 4.0	381	16.20	1.5d		ISO
273.05 x 3.40	381	13.80	LR		ASTM 10″ SCH 5S
x 4.19	381	16.90	LR		ASTM 10″ SCH 10S
x 9.27	381	38.60	LR		ASTM 10″ SCH 40S
304.0 x 2.0	450	10.00	3s	R	DIN
305.0 x 2.5	300	8.70	1d	R	
306.0 x 3.0	400	14.40	D+100		
x 3.0	450	16.10	3s	R	
323.85 x 3.96	457	22.80	LR		ASTM 12″ SCH 5S
x 4.57	457	26.30	LR		ASTM 12″ SCH 10S
x 9.53	457	59.40	LR		ASTM 12″ SCH 40S
323.9 x 2.0	457	17.30	3s	R	ISO
x 3.0	305	11.60	1d	R	ISO
x 3.0	457	17.40	1.5 d		ISO
355.6 x 4.78	533.5	35.10	LR		ASTM 14″ SCH 10S
x 9.53	533.5	70.30	LR		ASTM 14″ SCH 40S
356.0 x 3.0	356	14.80	1d	R	
x 3.0	450	18.80	D+100		
x 3.0	533	22.00	3s	R	
406.0 x 3.0	406	19.30	1d	R	
x 3.0	500	23.90	D+100		
x 3.0	602.5	29.10	1.5 d		
x 3.0	610	29.20	3s	R	
406.4 x 4.78	609.5	46.00	LR		ASTM 16″ SCH 10S
x	609.5	91.60	LR		ASTM 16″ SCH 40S
457.0 x 3.0	457	24.50	1d	R	
x 3.0	686	36.70	1.5 d		
457.2 x 4.78	686	57.30	LR		ASTM 18″ SCH 10S
x 9.53	686	57.30	LR		ASTM 18″ SCH 40S
506.0 x 3.0	762	45.00	3s	R	
508.0 x 3.0	508	30.80	1d	R	
x 4.78	762	82.00	LR		ASTM 20″ SCH 10S
x 9.53	762	140.00	LR		ASTM 20″ SCH 40S
606.0 x 3.0	700	50.00	D+100		
609.0 x 4.0	914	85.00	3s	R	
609.6 x 6.35	914.4	138.00	LR		ASTM 24″ SCH 10S
x 9.53	914.4	207.80	LR		ASTM 24″ SCH 40S

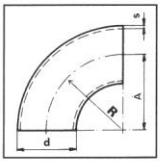

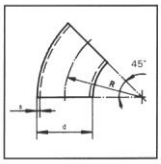
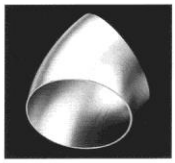


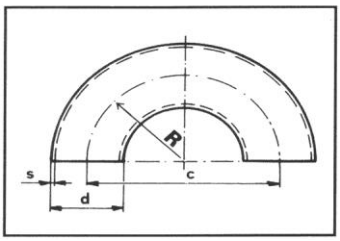

Let op! De uitvoering en bouwmaten kunnen verschillen qua fabrikant.

STROOMBOCHTEN 90° en/of 45° / LONG RADIUS ELBOWS
WALSBOCHTEN 90° en/of 45° / EXPANDING BENDS

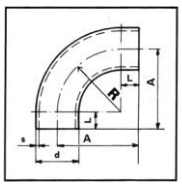

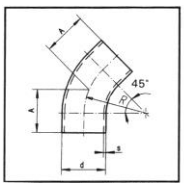

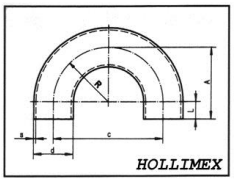

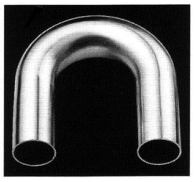

90°-Art.

Kwaliteit / Quality: AISI type 304(L), 316(L)(Ti)

90º- Art. 20.103 - blank of gebeitst / bright or pickled
90º- Art. 20.104 - geslepen of gepolijst / brushed or polshed
45º- Art. 20.105 - blank of gebeitst / bright or pickled
45º- Art. 20.106 - geslepen of gepolijst / brushed or polshed

d x s in mm	inch afmetingen en / of norm	radius R	*radius in mm
	DIN		
12.00 x 1.50	NW 10 -Reihe 1	R=2D	26
13.00 x 1.50	NW 10 -Reihe 2	R=2D	26
18.00 x 1.50	NW 15 -Reihe 1	R=2D	35
19.00 x 1.50	NW 15 -Reihe 2	R=2D	35
22.00 x 1.50	NW 20 -Reihe 1	R=2D	40
23.00 x 1.50	NW 20 -Reihe 2	R=2D	40
28.00 x 1.50	NW 25 -Reihe 1	R=2D	55
29.00 x 1.50	NW 25 -Reihe 2	R=2D	70
34.00 x 1.00	NW 32 -Reihe 1	R=2D	68
35.00 x 1.00	NW 32 -Reihe 2	R=2D	68
40.00 x 1.50	NW 40 -Reihe 1	R=2D	80
41.00 x 1.50	NW 40 -Reige 2	R=2D	80
52.00 x 1.50	NW 50 -Reihe 1	R=2D	104
53.00 x 1.50	NW 50 -Reihe 2	R=2D	104
70.00 x 2.00	NW 65 -Reihe 2	R=2D	140
85.00 x 2.00	NW 80 -Reihe 2	R=2D	170
104.00 X 2.00	NW 100-Reihe 2	R=2D	208
	NED.ZUIVEL		
25.40 x 1.25	1"	R=2D	51
31.80 x 1.25	1 1/4 "	R=2D	80
38.10 x 1.50	1 1/2 "	R=2D	76
50.80 x 1.50	2 "	R=2D	102
63.50 x 1.50	2 1/2 "	R=2D	127
76.10 x 1.50	3 "	R=2D	140
101.60 x 2.00	4 "	R=2D	200
25.00 x 1.25	SMS	R=2D	51
32.00 x 1.25	SMS	R=2D	60
38.00 x 1.25	SMS	R=2D	76
51.00 x 1.25	SMS	R=2D	102
63.50 x 1.50	SMS	R=2D	127
76.00 x 2.00	SMS	R=2D	140
101.60 x 2.00	SMS	R=2D	152.4

*Radius en beenlengte (L) kunnen verschillen qua fabrikant / Radius and leg length (L) may differ in manufacturer

HOLLIMEX levert ook diverse maten in 2,5D en 3D uitvoering.
Andere afmetingen, radiussen en kwaliteiten op aanvraag ook leverbaar.

HOLLIMEX also supplies various sizes in 2.5D and 3D execution.
Other sizes, grades and radii available on request.

SPECIAAL GEBOGEN BOCHTEN
SPECIAL LONG RADIUS ELBOWS



Op aanvraag levert HOLLIMEX ook speciaal gebogen of gewalste bochten volgens uw specificatie.
Kwaliteit : AISI type 304(L), 321, 316(L)(Ti), enz.
Uitvoering: blank, gebeitst, geslepen of gepolijst.
Al of niet met fabriekscertifikaat van het voormateriaal volgens EN 10204/ 2.2 OF 3.1.B.

Upon request, HOLLIMEX also specially curved or rolled elbows to your specification.

HOLLIMEX WHAT ELSE?

Lasbochten en T-stukken met verwarmingsmantel
Elbows and Tees with heating jacet

Leverbaar in DIN en Ned.zuivelmaten. Zowel in gebeitst of gepolijst.
Available in DIN and INCH. Both pickled, brushed or polshed.
Kwaliteit/Quality: AISI type 304(L), 316(L)
Art. 26.200

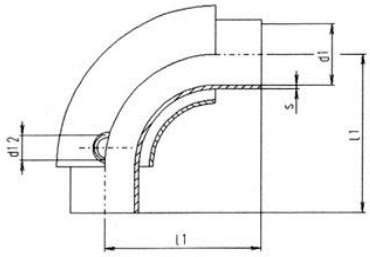

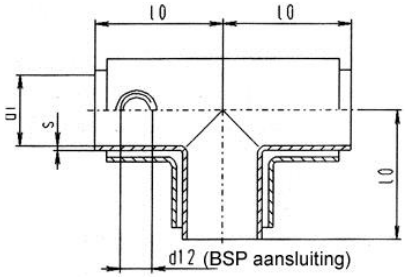



LAS-T-STUKKEN, gelast en/of naadloos

Kwaliteit: AISI type 304(L), 321, 316(L-Ti).
Volgens DIN 2615, ISO, ASTM-A 403 of getrokken (TB)
Al of niet met certificaten volgens bovenstaande normen en/of EN 10204 3.1.B

Art. 20.020 - diverse
Art. 20.021 - getrokken TB - DIN.ZUIVEL, blank, gebeitst, geslepen of gepolijst
Art. 20.022 - getrokken TB - NED.ZUIVEL, blank, gebeitst, geslepen of gepolijst
Art. 21.019 – getrokken TB - ISO, blank, gebeitst, geslepen of gepolijst
Art. 20.015 - - ASTM, blank, gebeitst, geslepen of gepolijst
Art. 21.015 – gelijkbenig GB - NED.ZUIVEL, blank, gebeitst, geslepen of gepolijst
Art. 21.016 – gelijkbenig GB - DIN.ZUIVEL, blank, gebeitst, geslepen of gepolijst

UD x S in mm	inch afmetingen en / of norm	A in mm	C in mm	gewicht Kg/stuk
10.00 x 1.50	NW 8 DIN *	22.0		0.04
12.00 x 1.50	NW 10 DIN *	26.0		0.06
1.50	DIN *	34.0	WALS	0.08
2.00		17.0		0.03
13.00 x 1.50		26.0		0.05
13.50 x 1.60	1/4" ISO	25.5		0.06
15.00 x 2.00		19.0		0.06
17.20 x 1.60	3/8″ ISO	25.5		0.07
2.30	GAS ISO	20.0		0.07
18.00 x 1.50	NW 15 TB DIN *	35.0		0.04
1.50	DIN *	35.0		0.08
1.50	DIN *	43.0	WALS	0.10
2.00		22.0		0.05
19.00 x 1.50		35.0		0.08
20.00 x 2.00		25.0		0.06
21.30 x 2.00	1/2" ISO	25.5		0.07
2.60		40.0		0.41
21.34 x 2.11	1/2" x 10S		25.4	0.07
2.77	40S		25.4	0.08
3.73	80S		25.4	0.11
22.00 x 1.50	NW 20 TB DIN *	40.0		0.06
1.50	DIN *	40.0		0.08
1.50	DIN *	47.0		0.11
23.00 x 1.50		40.0		0.08
25.00 x 1.25	SMS *	55.0		0.09
2.00		29.0		0.16
25.40 x 1.25	1" NED *	51.0		0.09
26.67 x 2.11	3/4" x 10S		28.6	0.09
2.87	40S		28.6	0.11
3.91	80S		28.6	0.16
26.90 x 2.00	ISO	29.0		0.17
28.00 x 1.00	NW 25 DIN *	58.0	WALS	0.09
1.50	TB DIN *	50.0		0.09
1.50	DIN *	50.0		0.10
1.50	DIN *	58.0	WALS	0.13
29.00 x 1.50		50.0		0.10
30.00 x 2.00		32.0		0.19
31.80 x 1.25	1 1/4" NED *	50.0		0.11
32.00 x 1.25	SMS *	65.0		0.17
33.40 x 2.77	1" x 10S		38.1	0.20
3.38	40S		38.1	0.24
4.55	80S		38.1	0.32
6.35	160		38.1	0.44
33.70 x 2.00	1″ ISO	38.0		0.20
34.00 x 1.00	NW 32 DIN *	63.0	WALS	0.11
1.50	TB DIN *	55.0		0.13
1.50	DIN *	55.0		0.13
1.50	DIN *	50.0		0.10
1.50	DIN *	63.0	WALS	0.16
35.00 x 1.50		55.0		0.13

TB

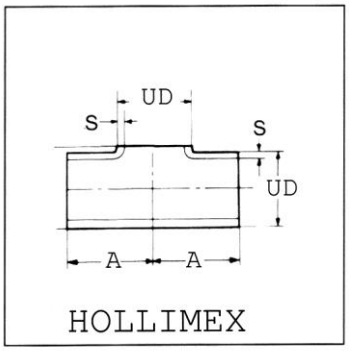

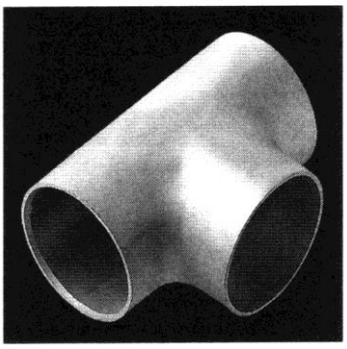

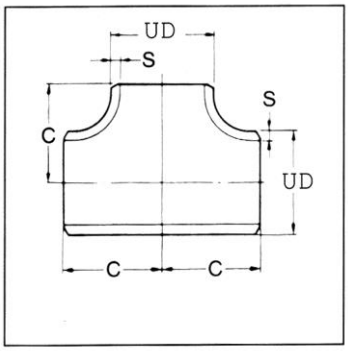

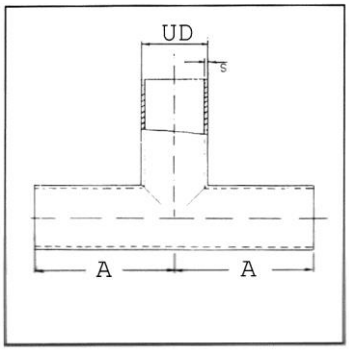

Halffabricaten zoals: buizen, staf, profielen, band, draad, strekmetaal, gaas, platen, tranenplaten, geperforeerde platen, treden en roosters.
Appendages zoals: koppeling-, las-, snijring- en fittingverbindingen, (aluminium)flenzen, pakkingen, ventielen, (kogel)kranen, filters, afsluiters, (vlinder)kleppen, deksels, montagemiddelen, gereedschappen, beugels, compensatoren, beitspasta's, kijkglazen, sproeibollen, bouten en moeren.
Speciaalwerk zoals: constructie-, las-, zaag-, buig-, snij, zet- en knipwerk.

LAS-T-STUKKEN, gelast en/of naadloos

Kwaliteit: AISI type 304(L), 321, 316(L-Ti).
Volgens DIN 2615, ISO, ASTM-A 403 of getrokken (TB)
Al of niet met certificaten volgens bovenstaande normen en/of EN 10204 3.1.B

Art. 20.020 - diverse
Art. 20.021 - getrokken TB - DIN.ZUIVEL, blank, gebeitst, geslepen of gepolijst
Art. 20.022 - getrokken TB - NED.ZUIVEL, blank, gebeitst, geslepen of gepolijst
Art. 21.019 – getrokken TB - ISO, blank, gebeitst, geslepen of gepolijst
Art. 20.015 - - ASTM, blank, gebeitst, geslepen of gepolijst
Art. 21.015 – gelijkbenig GB - NED.ZUIVEL, blank, gebeitst, geslepen of gepolijst
Art. 21.016 – gelijkbenig GB - DIN.ZUIVEL, blank, gebeitst, geslepen of gepolijst

UD x S in mm	inch afmetingen en / of norm	A in mm	C in mm	gewicht Kg/stuk
38.00 x 1.25	SMS *	70.0		0.18
2.00		48.0		0.30
38.10 x 1.50	1 1/2" NED *	60.0		0.17
40.00 x 1.00	NW 40 DIN *	69.0	WALS	0.16
1.50	TB DIN *	60.0		0.16
1.50	DIN *	60.0		0.21
1.50	DIN *	69.0	WALS	0.24
2.00		48.0		0.32
41.00 x 1.50		60.0		0.21
42.16 x 2.77	1 1/4" x 10S		47.6	0.33
3.56	40S		47.6	0.41
4.85	80S		47.6	0.54
6.35	160		47.6	0.72
42.40 x 2.00	1 1/2" ISO	48.0		0.35
44.50 x 2.00	TB	40.0		0.15
44.50 x 2.00		40.0		0.41
48.26 x 2.77	1 1/2" x 10S		57.2	0.46
3.68	40S		57.2	0.60
5.08	80S		57.2	0.80
7.14	160		57.2	1.12
48.30 x 2.00	1 1/2" ISO	57.0		0.45
50.80 x 1.50	2" NED *	67.5		0.25
51.00 x 1.25	SMS *	82.0		0.30
2.00		57.0		0.52
52.00 x 1.00	NW 50 DIN *	80.0	WALS	0.22
1.50	TB DIN *	70.0		0.25
1.50	DIN *	70.0		0.29
1.50	DIN *	80.0	WALS	0.32
53.00 x 1.50		70.0		0.29
54.00 x 2.00	TB	50.0		0.22
54.00 x 2.00		64.0		0.56
57.00 x 3.00		64.0		0.80
60.30 x 2.00	2" ISO	64.0		0.48
60.33 x 2.77	2" x 10S		63.5	0.63
3.91	40S		63.5	0.87
5.54	80S		63.5	1.20
8.71	160		63.5	1.89
63.50 x 1.50	2 1/2" TB NED *	82.5		0.30
1.50	*	82.5		0.43
1.60	SMS *	105.0		0.61
2.00		64.0		0.62
70.00 x 2.00	NW 65 TB DIN *	80.0		0.53
2.00	DIN *	80.0		0.80
2.00	DIN *	90.0	WALS	0.90
73.03 x 3.05	2 1/2" x 10S		76.2	1.01
5.16	40S		76.2	1.66
7.01	80S		76.2	2.19
76.00 x 2.00	SMS *	110.0		1.07
76.10 x 1.50	3" NED *	85.0		0.85
1.60	SMS *	110.0		0.90

TB

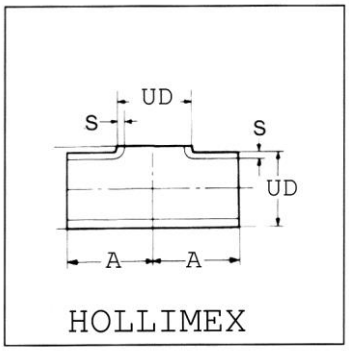

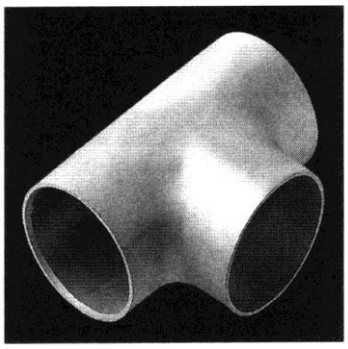

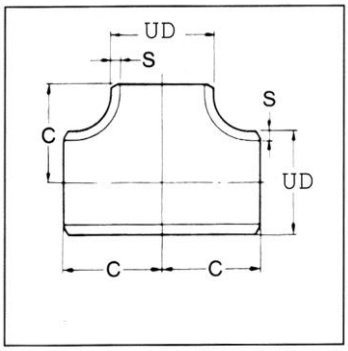

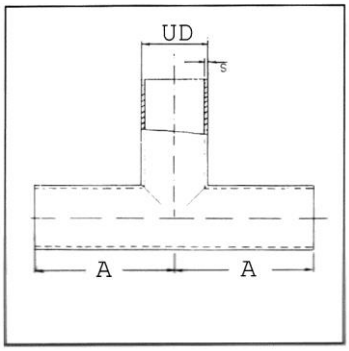

LAS-T-STUKKEN, gelast en/of naadloos

Kwaliteit: AISI type 304(L), 321, 316(L-Ti).
Volgens DIN 2615, ISO, ASTM-A 403 of getrokken (TB)
Al of niet met certificaten volgens bovenstaande normen en/of EN 10204 3.1.B

Art. 20.020 - diverse
Art. 20.021 - getrokken TB - DIN.ZUIVEL, blank, gebeitst, geslepen of gepolijst
Art. 20.022 - getrokken TB - NED.ZUIVEL, blank, gebeitst, geslepen of gepolijst
Art. 21.019 – getrokken TB - ISO, blank, gebeitst, geslepen of gepolijst
Art. 20.015 - - ASTM, blank, gebeitst, geslepen of gepolijst
Art. 21.015 – gelijkbenig GB - NED.ZUIVEL, blank, gebeitst, geslepen of gepolijst
Art. 21.016 – gelijkbenig GB - DIN.ZUIVEL, blank, gebeitst, geslepen of gepolijst

UD x S in mm	inch afmetingen en / of norm	A in mm	C in mm	gewicht Kg/stuk
76.10 x 2.00	2 1/2"TB ISO	76.0		0.49
2.00	ISO	76.0		0.73
3.00	TB ISO	76.0		0.63
3.00	ISO	76.0		1.00
84.00 x 2.00	TB	80.0		0.57
2.00		86.0		0.79
85.00 x 2.00	NW 80 TB DIN *	90.0		0.72
2.00	DIN *	90.0		0.85
2.00	DIN *	98.0	WALS	0.91
88.90 x 2.00	3" TB ISO	86.0		0.60
2.00	ISO	86.0		0.83
2.60	ISO	86.0		1.29
3.00	TB ISO	86.0		0.88
3.00	ISO	86.0		1.20
88.90 x 3.05	3" x 10S		85.7	1.37
5.49	40S		85.7	1.90
7.62	80S		85.7	3.25
11.13	160		85.7	5.87
101.60 x 1.50	4" TB NED *	133.5		0.72
1.50	4" NED *	133.5		1.00
101.60 x 2.00	4" TB NED *	133.5		0.80
2.00	4" NED *	133.5		1.15
2.00	ISO / SMS *	150.0		1.97
101.60 x 3.05	3 1/2" x 10S		95.3	1.74
5.74	40S		95.3	3.19
8.08	80S		95.3	4.37
104.00 x 2.00	NW 100 TB DIN *	100.0		1.02
2.00	DIN *	100.0		1.55
2.00	DIN *	105.0		1.60
2.00	DIN *	111.0	WALS	1.98
114.30 x 2.00	4" TB ISO	100.0		1.62
2.00	ISO	105.0		2.00
3.00	TB ISO	100.0		1.44
3.00	ISO	105.0		1.95
114.30 X 3.05	4" x 10S		104.8	2.15
6.02	40S		104.8	4.13
8.56	80S		104.8	5.74
13.49	160		104.8	9.05
129.00 x 2.00	NW 125 TB DIN *	125.0		1,38
2.00	TB DIN *	187.5		2.25
2.00	DIN *	124.0		1.95
2.00	DIN *	187.5		2.70
139.70 x 2.00	5" TB ISO	125.0		1.47
2.00	ISO	125.0		2.30
3.00	TB ISO	125.0		2.30
3.00	ISO	124.0		5.13
141.30 x 3.40	5" x 10S		123.8	3.48
6.55	40S		123.8	6.55
9.53	80S		123.8	9.31
154.00 x 2.00	NW 150 TB DIN *	150.0		1.99

TB

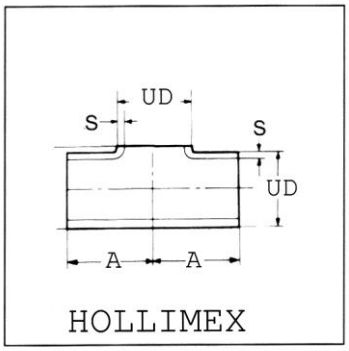

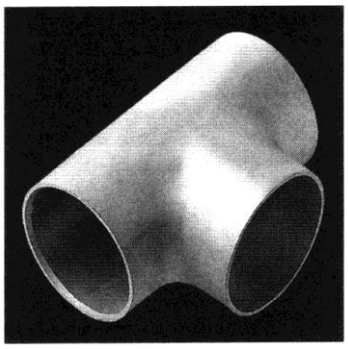

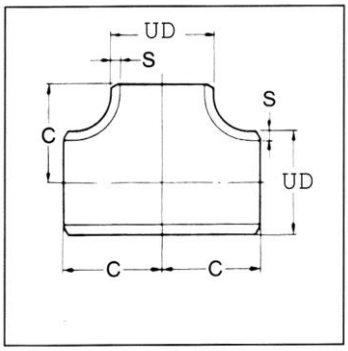

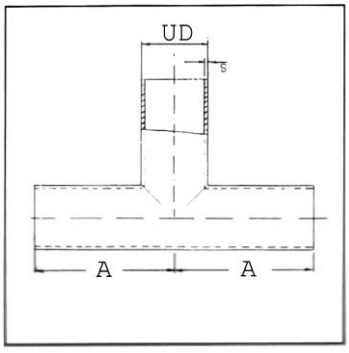

LAS-T-STUKKEN, gelast en/of naadloos

Kwaliteit: AISI type 304(L), 321, 316(L-Ti).
Volgens DIN 2615, ISO, ASTM-A 403 of getrokken (TB)
Al of niet met certificaten volgens bovenstaande normen en/of EN 10204 3.1.B

Art. 20.020 - diverse
Art. 20.021 - getrokken TB - DIN.ZUIVEL, blank, gebeitst, geslepen of gepolijst
Art. 20.022 - getrokken TB - NED.ZUIVEL, blank, gebeitst, geslepen of gepolijst
Art. 21.019 – getrokken TB - ISO, blank, gebeitst, geslepen of gepolijst
Art. 20.015 - - ASTM, blank, gebeitst, geslepen of gepolijst
Art. 21.015 – gelijkbenig GB - NED.ZUIVEL, blank, gebeitst, geslepen of gepolijst
Art. 21.016 – gelijkbenig GB - DIN.ZUIVEL, blank, gebeitst, geslepen of gepolijst

UD x S in mm	inch afmetingen en / of norm	A in mm	C in mm	gewicht Kg/stuk
154.00 x 2.00	TB DIN *	225.0		3.20
2.00	DIN	143.0		2.81
2.00	DIN *	225.0		3.91
156.00 x 3.00	TB DIN	150.0		3.03
3.00	DIN	143.0		3.14
168.28 x 3.40	6" x 10S		142.9	4.76
7.11	40S		142.9	9.73
10.97	80S		142.9	12.80
168.30 x 2.00	6" TB ISO	150.0		2.15
3.00	TB ISO	150.0		3.19
3.00	ISO	143.0		3.72
204.00 x 2.00	NW 200 TB DIN	200.0		3.53
206.00 x 3.00	TB DIN	200.0		5.57
3.00	DIN	178.0		7.45
219.08 x 3.76	8" x 10S		177.8	8.46
8.18	40S		177.8	18.00
12.70	80S		177.8	27.40
219.10 x 2.00	8" TB ISO	200.0		3.72
3.00	TB ISO	200.0		5.58
254.00 x 2.00	NW 250 TB DIN	250.0		5.50
256.00 x 3.00	TB DIN	250.0		8.30
273.00 x 3.00	10" TB ISO	250.0		9.17
273.05 x 4.19	10" x 10S		215.9	14.20
9.27	40S		215.9	30.80
12.70	80S		215.9	41.70
306.00 x 3.00	TB DIN	300.0		12.49
323.85 x 4.57	12" x 10S		254.0	21.60
9.53	40S		254.0	44.30
12.70	80S		254.0	58.40
323.90 x 3.00	12" TB ISO	300.0		10.93
355.60 x 4.78	14" x 10S		279.0	27.30
9.53	40S		279.0	53.70
356.00 x 3.00	14" TB ISO	350.0		16.60
406.40 x 3.00	TB	400.0		21.50

TB

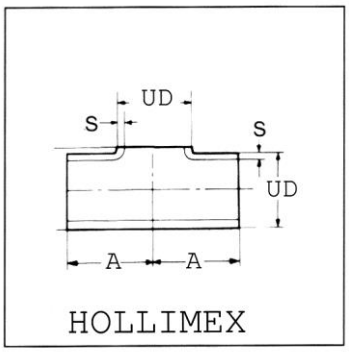

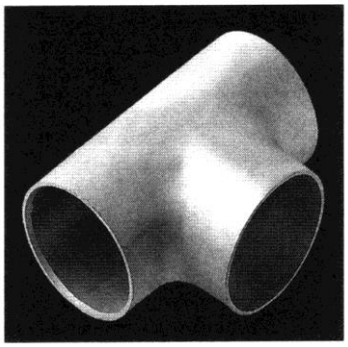

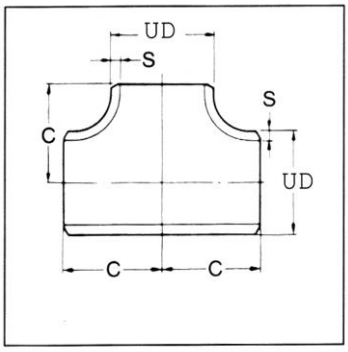

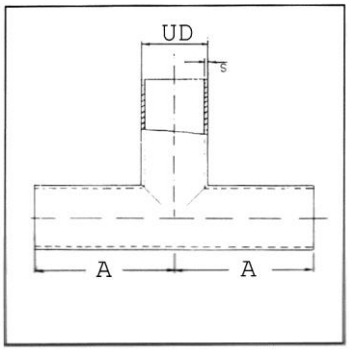

* = zuiveluitvoering.

Let op! De uitvoering en bouwmaten kunnen verschillen qua fabrikant.

Op aanvraag levert HOLLIMEX ook andere kwaliteiten en afmetingen.

LASVERLOOP-T-STUKKEN, gelast en/of naadloos.

Kwaliteit: AISI type 304(L), 321, 316(L-Ti).
Volgens DIN 2615 of getrokken (TB)
Al of niet met certificaten volgens EN 10204 3.1.B

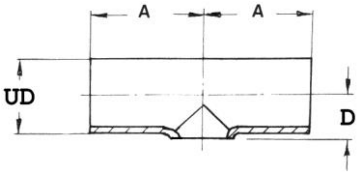

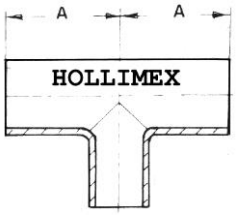

TB

Art. 21.025 - getrokken TB - NED.ZUIVEL, blank, gebeitst, geslepen of gepolijst
Art. 21.027 – gelijkbenig GB - NED.ZUIVEL, blank, gebeitst, geslepen of gepolijst

UD x UD x UD x wanddikte in mm	Norm NED. ZUIVEL	A in mm		Gew. kg/stuk TB	GB
38.1 x 25.4 x 38.1 x 1.5	1 ½ / 1	60		0.15	0.20
50.8 x 25.4 x 50.8 x 1.5	2 / 1	67.5		0.24	0.29
50.8 x 38.1 x 50.8 x 1.5	2 / 1 ½	67.5		0.22	0.31
63.5 x 25.4 x 63.5 x 1.5	2 ½ / 1	82.5		0.32	0.39
63.5 x 38.1 x 63.5 x 1.5	2 ½ / 1 ½	82.5		0.35	0.47
63.5 x 50.8 x 63.5 x 1.5	2 ½ / 2	82.5		0.38	0.53
76.1 x 25.4 x 76.1 x 1.5	3 / 1	85		0.40	0.46
76.1 x 38.1 x 76.1 x 1.5	3 / 1 ½	85		0.42	0.54
76.1 x 50.8 x 76.1 x 1.5	3 / 2	85		0.45	0.61
76.1 x 63.5 x 76.1 x 1.5	3 / 2 ½	85		0.47	0.67
101.6 x 25.4 x 101.6 x 2.0	4 / 1	133.5		1.10	1.20
101.6 x 38.1 x 101.6 x 2.0	4 / 1 ½	133.5		1,13	1.32
101.6 x 50.8 x 101.6 x 2.0	4 / 2	133.5		1,17	1.41
101.6 x 63.5 x 101.6 x 2.0	4 / 2 ½	133.5		1.20	1.51
101.6 x 76.1 x 101.6 x 2.0	4 / 3	133.5		1.25	1.62

Let op! bouwmaten kunnen verschillen qua fabrikant.

Art. 21.026 - getrokken TB - DIN, blank, gebeitst, geslepen of gepolijst
Art. 21.028 - gelijkbenig GB - DIN, blank, gebeitst, geslepen of gepolijst

UD x UD x UD x wanddikte in mm	Norm		A in mm	D in mm	Gew. Kg/stuk TB	GB
34.0 x 28.0 x 34.0 x 1.5	NW 32/25	DIN	55	20.0	0.08	0.12
40.0 x 28.0 x 40.0 x 1.5	NW 40/25	DIN	60	23.0	0.17	0.20
40.0 x 34.0 x 40.0 x 1.5	NW 40/32	DIN	60	23.0	0.18	0.21
52.0 x 34.0 x 52.0 x 1.5	NW 50/32	DIN	70	29.0	0.24	0.28
52.0 x 40.0 x 52.0 x 1.5	NW 50/40	DIN	70	29.0	0.23	0.28
70.0 x 52.0 x 70.0 x 1.5	NW 65/50	DIN	80	38.0	0.41	0.46
85.0 x 52.0 x 85.0 x 1.5	NW 80/50	DIN	90	46.0	0.69	0.75
85.0 x 70.0 x 70.0 x 2.0	NW 80/65	DIN	90	46.0	0.68	0.77
104.0 x 52.0 x 104.0 x 2.0	NW 100/50	DIN	100	57.0	0.99	1.04
104.0 x 70.0 x 104.0 x 2.0	NW 100/65	DIN	100	57.0	0.92	0.98
104.0 x 85.0 x 104.0 x 2.0	NW 100/80	DIN	100	57.0	0.87	0.97
129.0 x 104 x 129.0 x 2.0	NW 125/100	DIN	125	71.5	1.46	
154.0 x 104 x 154.0 x 2.0	NW 150/100	DIN	150	84.0	2.13	
154.0 x 129 x 154.0 x 2.0	NW 150/125	DIN	150	84.0	2.09	
206.0 x 156 x 206.0 x 3.0	NW 200/150	DIN	200	113.0	5.73	
256.0 x 156 x 256.0 x 3.0	NW 250/150	DIN	250	138.0	8.90	
256.0 x 206 x 256.0 x 3.0	NW 250/200	DIN	250	140.0	8.70	

Let op! bouwmaten kunnen verschillen qua fabrikant.
Bovengenoemde lasverloop-T-stukken zijn ook verkrijgbaar in de DIN maten Reihe 2

LASVERLOOP-T-STUKKEN, gelast.

Kwaliteit: AISI type 304(L), 321, 316(L-Ti).
Volgens DIN 2615, ISO of getrokken (TB)
Al of niet met certificaten volgens EN 10204 3.1.B
Art. 20.031 - getrokken TB - ISO, blank, gebeitst, geslepen of gepolijst
Art. 20.032 – getrokken TB - DIVERSE, blank, gebeitst, geslepen of gepolijst

C x B x C x wanddikte in mm	Norm	A in mm	Gew. Kg/stuk
54.0 x 44.0 x 54.0 x 2.0		50	0.23
60.3 x 33.7 x 60.3 x 2.0	ISO	50	0.28
60.3 x 42.4 x 60.3 x 2.0	ISO	50	0.27
60.3 x 48.3 x 60.3 x 2.0	ISO	50	0.25
69.0 x 44.0 x 69.0 x 2.0		65	0.41
69.0 x 54.0 x 68.0 x 2.0		65	0.39
76.1 x 33.7 x 76.1 x 2.0	ISO	65	0.50
76.1 x 48.3 x 76.1 x 2.0	ISO	65	0.44
76.1 x 60.3 x 76.1 x 2.0	ISO	65	0.43
84.0 x 44.0 x 84.0 x 2.0		80	0.63
84.0 x 54.0 x 84.0 x 2.0		80	0.61
84.0 x 69.0 x 84.0 x 2.0		80	0.69
88.9 x 48.3 x 88.9 x 2.0	ISO	80	0.65
88.9 x 60.3 x 88.9 x 3.0	ISO	80	0.65
88.9 x 76.1 x 88.9 x 3.0	ISO	80	0.62
104.0 x 54.0 x 104.0 x 2.0		100	0.99
104.0 x 69.0 x 104.0 x 2.0		100	0.96
104.0 x 84.0 x 104.0 x 2.0		100	0.94
114.3 x 60.3 x 114.3 x 3.0	ISO	100	1.61
114.3 x 76.1 x 114.3 x 3.0	ISO	100	1.57
114.3 x 88.9 x 114.3 x 3.0	ISO	100	1.53
129.0 x 84.0 x 129.0 x 2.0		125	1.50
139.7 x 88.9 x 139.7 x 3.0	ISO	125	2.41
139.7 x 114.3 x 139.7 x 3.0	ISO	125	2.31
168.3 x 114.3 x 168.3 x 3.0	ISO	150	3.48
168.3 x 139.7 x 168.3 x 3.0	ISO	150	3.36
219.1 x 114.3 x 219.1 x 3.0	ISO	200	6.24
219.1 x 139.7 x 219.1 x 3.0	ISO	200	6.12
219.1 x 168.3 x 219.1 x 3.0	ISO	200	5.95
273.0 x 168.3 x 273.0 x 3.0	ISO	250	10.10
273.0 x 219.1 x 273.0 x 3.0	ISO	250	9.67
323.9 x 219.1 x 323.9 x 3.0	ISO	300	13.60
323.9 x 273.0 x 323.9 x 3.0	ISO	300	13.00

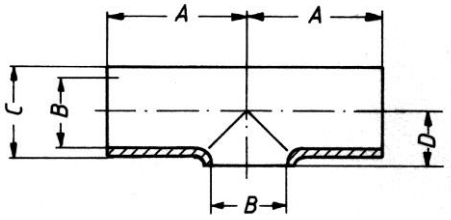

TB

Let op! bouwmaten kunnen verschillen qua fabrikant.



LASVERLOOP-T-STUKKEN, gelast.

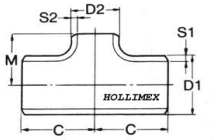

Kwaliteit: AISI type 304(L), 316(L-Ti).
Volgens ASTM-A 403, Al of niet met certificaten
volgens EN 10204 3.1.B
Art. 20.030

D1 x D2 x wanddikte S1 in mm	S1 in mm	S2 in mm	C in mm	M in mm	gewicht Kg/stuk
3/4" x 1/2" x 10S	2.11	2.11	28.58	28.58	0.08
40S	2.87	2.77			0.12
80S	3.91	3.73			0.15
1" x 1/2" x 10S	2.77	2.11	38.10	38.10	0.19
40S	3.38	2.77			0.22
80S	4.55	3.73			0.28
1 1/2" x 1" x 10S	2.77	2.77	57.15	57.15	0.42
40S	3.68	3.38			0.55
80S	4.85	4.55			0.73
2" x 1 1/2" x 10S	2.77	2.77	63.50	60.33	0.59
40S	3.91	3.68			0.83
80S	5.54	5.08			1.11
2" x 1" x 10S	2.77	2.77	63.50	50.80	0.54
40S	3.91	3.38			0.74
80S	5.54	4.55			1.02
3" x 2" x 10S	3.05	2.77	85.73	76.20	1.23
40S	5.49	3.91			2.16
80S	7.62	5.54			2.85
3" x 1 1/2" x 10S	3.05	2.77	85.73	60.33	1.19
40S	5.49	3.68			2.05
80S	7.62	5.08			2.77
4" x 3" x 10S	3.05	3.05	104.78	98.42	2.02
40S	6.02	5.49			3.83
80S	8.56	7.62			5.31
4" x 2" x 10S	3.05	2.77	104.78	88.90	1.88
40S	6.02	3.91			3.52
80S	8.56	5.54			4.91
6" x 4" x 10S	3.40	3.05	142.88	130.18	4.34
40S	7.11	6.02			8.81
80S	10.97	8.56			13.00
6" x 3" x 10S	3.40	3.05	142.88	123.82	4.21
40S	7.11	5.49			8.52
80S	10.97	7.62			12.60
8" x 6" x 10S	3.76	3.40	177.80	168.28	7.91
40S	8.18	7.11			16.80
80S	12.70	10.97			25.00
8" x 4" x 10S	3.76	3.05	177.80	155.58	7.48
40S	8.18	6.02			15.90
80S	12.70	8.56			24.00
10" x 8" x 10S	4.19	3.76	215.90	203.20	13.30
40S	9.27	8.18			28.90
80S	12.70	12.70			39.00
10" x 6" x 10S	4.19	3.40	215.90	193.68	12.80
40S	9.27	7.11			27.60
80S	12.70	10.97			37.00
12" x 10" x 10S	4.57	4.19	254.00	241.30	20.50
40S	9.53	9.27			42.30
80S	12.70	12.70			55.00
12" x 8" x 10S	4.57	3.76	254.00	228.60	19.60
40S	9.53	8.18			40.30
80S	12.70	12.70			53.00
12" x 6" x 10S	4.57	3.40	254.00	219.08	19.10
40S	9.53	7.11			39.10
80S	12.70	10.97			51.00

STROOM-T-STUKKEN

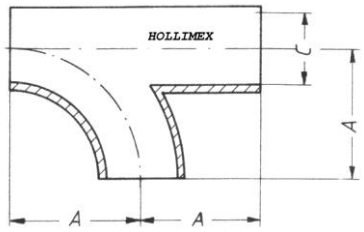

STROOM-T-STUKKEN, ENKELZIJDIG
Art.21.035, Kwal. 304(L), 316(L)

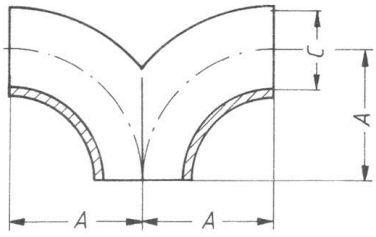

STROOM-T-STUKKEN, DUBBELZIJDIG
Art.21.036, Kwal. 304(L), 316(L)

	UD	
1 "	25.4 x 1.25	
NW 25	28.0 x 1.50	29.0 x 1.5
1¼"	31.8 x 1.25	
NW 32	34.0 x 1.50	35.0 x 1.5
1½"	38.1 x 1.50	
NW 40	40.0 x 1.50	41.0 x 1.5
2 "	50.8 x 1.50	
NW 50	52.0 x 1.50	53.0 x 1.5
2½"	63.5 x 1.50	
NW 65	70.0 x 2.00	
3 "	76.1 x 1.50	
NW 80	85.0 x 2.00	
4 "	101.6 x 2.00	
NW 100	104.0 x 2.00	

Let op! bouwmaten kunnen verschillen qua fabrikant.

HOLLIMEX levert op aanvraag ook andere afmetingen en uitvoeringen.
Zo ook in de DIN maten Reihe 2

LASKRUISSTUKKEN

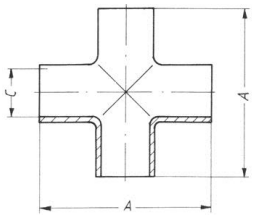

LASKRUISSTUKKEN
Art. 21.037

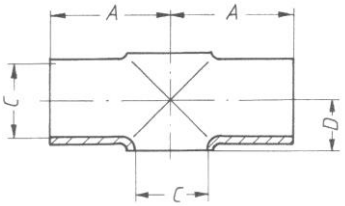

LASKRUISSTUKKEN, KORT
Art. 21.038

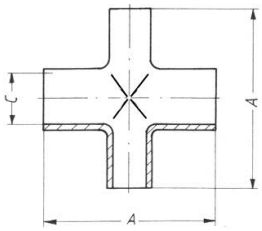

LASKRUISSTUKKEN
GEREDUCEERD
Art. 21.237

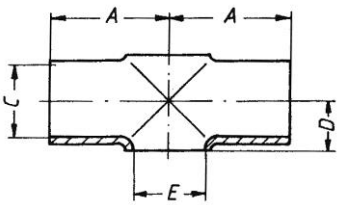

LASKRUISSTUKKEN, KORT
GEREDUCEERD
Art. 21.238

In diverse afmetingen en kwaliteiten leverbaar.

LASVERLOPEN, CONCENTRISCHE PIJPVERLOPEN (WALS)
LASVERLOPEN, EXCENTRISCHE PIJPVERLOPEN (WALS)

Kwaliteit: 304(L) en/of 316(L)

Art.20.046 blank of gebeitst

Art.20.047 geslepen of gepolijst

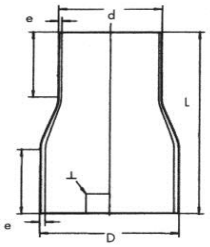

concentrisch

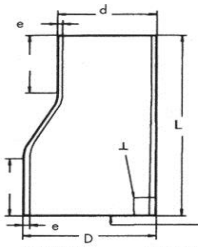

excentrich

D x d x e wanddikte in mm	inch afmetingen en / of norm	hoogte in mm	
25.40 x 19.05 x 1.50	NED. ZUIVEL	41.0	
31.80 x 25.40 x 1.50	NED. ZUIVEL	67.0	
38.10 x 25.40 x 1.50	NED. ZUIVEL	97.0	
50.80 x 25.40 x 1.50	NED. ZUIVEL	115.0	
31.80 x 1.50	NED. ZUIVEL	64.0	
38.10 x 1.50	NED. ZUIVEL	97.0	
63.50 x 38.10 x 1.50	NED. ZUIVEL	115.0	
50.80 x 1.50	NED. ZUIVEL	97.0	
76.10 x 38.10 x 1.50	NED. ZUIVEL	132.0	
50.80 x 1.50	NED. ZUIVEL	115.0	
63.50 x 1.50	NED. ZUIVEL	97.0	
101.60 x 50.80 x 1.50	NED. ZUIVEL	153.0	
63.50 x 1.50	NED. ZUIVEL	136.0	
76.10 x 1.50	NED. ZUIVEL	118.0	
38.00 x 25.00 x 1.20	SMS	97.0	P
51.00 x 25.00 x 1.20	SMS	115.0	P
38.00 x 1.20	SMS	97.0	P
63.50 x 25.00 x 1.60 - 1.20	SMS	132.0	P
38.00 x 1.60 - 1.20	SMS	115.0	P
51.00 x 1.60 - 1.20	SMS	97.0	P
76.10 x 25.00 x 1.60 - 1.20	SMS	150.0	P
38.00 x 1.60 - 1.20	SMS	132.0	P
51.00 x 1.60 - 1.20	SMS	115.0	P
63.50 x 1.60	SMS	97.0	P
104.00 x 51.00 x 2.00 - 1.20	SMS	153.0	P
63.50 x 2.00 - 1.60	SMS	136.0	P
76.10 x 2.00 - 1.60	SMS	118.0	P
28.00 x 22.00 x 1.50	DIN 11.852	88.0	P
34.00 x 22.00 x 1.50	DIN 11.852	88.0	P
28.00 x 1.50	DIN 11.852	88.0	P
40.00 x 22.00 x 1.50	DIN 11.852	88.0	P
28.00 x 1.50	DIN 11.852	88.0	P
34.00 x 1.50	DIN 11.852	88.0	P
52.00 x 28.00 x 1.50	DIN 11.852	88.0	P
34.00 x 1.50	DIN 11.852	88.0	P
40.00 x 1.50	DIN 11.852	88.0	P
70.00 x 34.00 x 2.00 - 1.5	DIN 11.852	88.0	P
40.00 x 2.00 - 1.5	DIN 11.852	88.0	P
52.00 x 2.00 - 1.5	DIN 11.852	88.0	P
85.00 x 40.00 x 2.00 - 1.5	DIN 11.852	88.0	P
52.00 x 2.00 - 1.5	DIN 11.852	88.0	P
70.00 x 2.00	DIN 11.852	88.0	P
104.00 x 52.00 x 2.00 - 1.5	DIN 11.852	88.0	P
70.00 x 2.00	DIN 11.852	88.0	P
85.00 x 2.00	DIN 11.852	88.0	P

Let op! bouwmaten kunnen verschillen qua fabrikant.

LASVERLOPEN, CONCENTRISCH

Kwaliteit: AISI type 304(L), 321, 316(L-Ti).
Volgens DIN 2616, ISO, ASTM-A 403, NED. ZUIVEL
Al of niet met certificaten volgens bovenstaande normen en/of EN 10204 3.1.B
Art. 20.040 - DIN (ZUIVEL), blank of gebeitst
Art. 20.041 – DIN (ZUIVEL), geslepen of gepolijst
Art. 20.044 - NED.ZUIVEL, blank of gebeitst
Art. 20.045 – NED.ZUIVEL, geslepen of gepolijst
Art. 20.061 – ISO en DIVERSE, blank of gebeitst
Art. 20.062 – ASTM, gebeitst

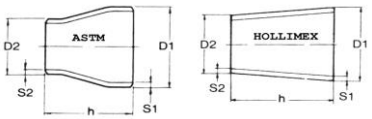

D1 x D2 x wanddikte in mm S1-S2	inch afmetingen en / of norm	hoogte in mm	gewicht Kg/stuk
18.00 x 12.00 x 1.50	DIN	10.0	0.01
19.00 x 13.00 x 1.50	DIN REIHE 2	11.0	0.01
21.30 x 13.70 x 2.00	ISO	23.0	0.02
17.20 x 2.00	ISO	12.0	0.03
21.34 x 13.72 x 2.11 - 1.65	1/2"x 1/4"x10S	38.1	0.02
13.72 x 2.77 - 2.24	40S	38.1	0.03
17.15 x 2.11 - 1.65	1/2"x 3/8"x10S	38.1	0.02
17.15 x 2.77 - 2.31	40S	38.1	0.03
22.00 x 12.00 x 1.50	DIN	18.0	0.01
18.00 x 1.50	DIN	7.0	0.01
23.00 x 13.00 x 1.50	DIN REIHE 2	18.0	0.01
19.00 x 1.50	DIN REIHE 2	7.0	0.01
25.00 x 20.00 x 2.00		15.0	0.02
25.40 x 19.05 x 1.50	NED. ZUIVEL	18.0	0.01
26.67 x 21.34 x 2.11 - 2.11	3/4"x 1/2"x10S	38.1	0.04
2.87 - 2.77	40S	38.1	0.06
3.91 - 3.73	80S	38.1	0.08
26.90 x 17.20 x 2.00	ISO	29.0	0.06
21.30 x 2.00	ISO	17.0	0.04
28.00 x 12.00 x 1.50	DIN	28.0	0.02
18.00 x 1.50	DIN	18.0	0.02
22.00 x 1.50	DIN	11.0	0.01
29.00 x 13.00 x 1.50	DIN REIHE 2	28.0	0.02
19.00 x 1.50	DIN REIHE 2	18.0	0.02
23.00 x 1.50	DIN REIHE 2	11.0	0.01
30.00 x 20.00 x 2.00		30.0	0.03
25.00 x 2.00		15.0	0.02
31.80 x 25.40 x 1.25	NED. ZUIVEL	11.5	0.01
1.50	NED. ZUIVEL	30.0	0.03
33.40 x 21.34 x 2.77 - 2.11	1" x 1/2"x10S	50.8	0.09
3.38 - 2.77	40S	50.8	0.11
4.55 - 3.73	80S	50.8	0.13
33.40 x 26.67 x 2.77 - 2.11	1" x 3/4"x10S	50.8	0.10
3.38 - 2.87	40S	50.8	0.12
4.55 - 3.91	80S	50.8	0.15
33.70 x 17.20 x 2.00	ISO	50.0	0.07
21.30 x 2.00	ISO	37.0	0.05
34.00 x 22.00 x 1.50	DIN	22.0	0.02
28.00 x 1.50	DIN	11.0	0.02
35.00 x 23.00 x 1.50	DIN REIHE 2	22.0	0.02
29.00 x 1.50	DIN REIHE 2	11.0	0.02
38.00 x 20.00 x 2.00		20.0	0.05
25.00 x 2.00		30.0	0.03
38.10 x 25.40 x 1.50	NED. ZUIVEL	22.0	0.03
31.80 x 1.50	NED. ZUIVEL	10.5	0.02
40.00 x 18.00 x 1.50	DIN	40.0	0.04
22.00 x 1.50	DIN	33.0	0.04
22.00 x 1.50	DIN	22.0	0.03
34.00 x 1.50	DIN	11.0	0.03
41.00 x 19.00 x 1.50	DIN REIHE 2	40.0	0.04
23.00 x 1.50	DIN REIHE 2	33.0	0.04
29.00 x 1.50	DIN REIHE 2	22.0	0.03
35.00 x 1.50	DIN REIHE 2	11.0	0.03
42.16 x 21.34 x 2.77 - 2.11	1 1/4"x 1/2"x10S	50.8	0.10
3.56 - 2.77	40S	50.8	0.13
4.85 - 3.73	80S	50.8	0.17
42.16 x 26.67 x 2.77 - 2.11	1 1/4"x 3/4"x10S	50.8	0.11
3.56 - 2.87	40S	50.8	0.14
4.85 - 3.91	80S	50.8	0.19
42.16 x 33.40 x 2.77 - 2.77	1 1/4"x1" x10S	50.8	0.12
3.56 - 3.38	40S	50.8	0.16
4.85 - 4.55	80S	50.8	0.21
42.40 x 21.30 x 2.00	ISO	63.0	0.12
26.90 x 2.00	ISO	46.0	0.08
33.70 x 2.00	ISO	26.0	0.05
44.50 x 20.00 x 2.00		72.0	0.12
25.00 x 2.00		60.0	0.09
30.00 x 2.00		45.0	0.07

LASVERLOPEN, CONCENTRISCH

Kwaliteit: AISI type 304(L), 321, 316(L-Ti).
Volgens DIN 2616, ISO, ASTM-A 403, NED. ZUIVEL
Al of niet met certificaten volgens bovenstaande normen en/of EN 10204 3.1.B
Art. 20.040 - DIN (ZUIVEL), blank of gebeitst
Art. 20.041 – DIN (ZUIVEL), geslepen of gepolijst
Art. 20.044 - NED.ZUIVEL, blank of gebeitst
Art. 20.045 – NED.ZUIVEL, geslepen of gepolijst
Art. 20.061 – ISO en DIVERSE, blank of gebeitst
Art. 20.062 – ASTM, gebeitst

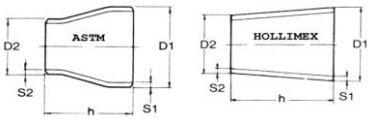

D1 x D2 x wanddikte in mm S1-S2	inch afmetingen en / of norm	hoogte in mm	gewicht Kg/stuk
48.26 x 21.34 x 2.77 - 2.11	1 1/2"x 1/2"x10S	63.5	0.14
3.68 - 2.77	40S	63.5	0.18
5.08 - 3.73	80S	63.5	0.24
48.26 x 26.67 x 2.77 - 2.11	1 1/2"x 3/4"x10S	63.5	0.15
3.68 - 2.87	40S	63.5	0.20
5.08 - 3.91	80S	63.5	0.27
48.26 x 33.40 x 2.77 - 2.77	1 1/2"x1" x10S	63.5	0.17
3.68 - 3.38	40S	63.5	0.22
5.08 - 4.55	80S	63.5	0.29
48.26 x 42.16 x 2.77 - 2.77	1 1/2"x1 1/4"x10S	63.5	0.18
3.68 - 3.56	40S	63.5	0.24
5.08 - 4.85	80S	63.5	0.32
48.30 x 21.30 x 2.00	ISO	81.0	0.16
48.30 x 26.90 x 2.00	ISO	64.0	0.12
33.70 x 2.00	ISO	44.0	0.09
42.40 x 2.00	ISO	18.0	0.04
50.80 x 25.40 x 1.50	NED. ZUIVEL	45.0	0.09
31.80 x 1.50	NED. ZUIVEL	33.0	0.08
38.10 x 1.50	NED. ZUIVEL	23.5	0.07
52.00 x 28.00 x 1.50	DIN	44.0	0.08
34.00 x 1.50	DIN	33.0	0.06
40.00 x 1.50	DIN	22.0	0.04
53.00 x 29.00 x 1.50	DIN REIHE 2	44.0	0.08
35.00 x 1.50	DIN REIHE 2	33.0	0.06
41.00 x 1.50	DIN REIHE 2	22.0	0.04
54.00 x 30.00 x 2.00		75.0	0.14
44.50 x 2.00		30.0	0.07
60.30 x 21.30 x 2.00	ISO	117.0	0.27
26.90 x 2.00	ISO	100.0	0.22
33.70 x 2.00	ISO	80.0	0.19
42.40 x 2.00	ISO	54.0	0.14
48.30 x 2.00	ISO	36.0	0.10
60.33 x 21.34 x 2.77 - 2.11	2" x 1/2"x10S	76.1	0.23
3.91 - 2.77	40S	76.1	0.28
5.54 - 3.73	80S	76.1	0.38
60.33 x 26.67 x 2.77 - 2.11	2" x 3/4"x10S	76.1	0.22
3.91 - 2.87	40S	76.1	0.30
5.54 - 3.91	80S	76.1	0.41
60.33 x 33.40 x 2.77 - 2.77	2" x1" x10S	76.1	0.23
3.91 - 3.38	40S	76.1	0.32
5.54 - 4.55	80S	76.1	0.44
60.33 x 42.16 x 2.77 - 2.77	2" x1 1/4"x10S	76.1	0.25
3.91 - 3.56	40S	76.1	0.35
5.54 - 4.85	80S	76.1	0.48
60.33 x 48.26 x 2.77 - 2.77	2" x1 1/2"x10S	76.1	0.27
3.91 - 3.68	40S	76.1	0.37
5.54 - 5.08	80S	76.1	0.51
63.50 x 25.40 x 1.50	NED. ZUIVEL	68.0	0.13
31.80 x 1.50	NED. ZUIVEL	56.0	0.12
38.10 x 1.50	NED. ZUIVEL	45.5	0.11
63.50 x 50.80 x 1.50	NED. ZUIVEL	23.0	0.09
70.00 x 28.00 x 1.50	DIN	73.0	0.13
34.00 x 1.50	DIN	62.0	0.12
40.00 x 1.50	DIN	51.0	0.11
52.00 x 1.50	DIN	29.0	0.09
70.00 x 29.00 x 1.50	DIN REIHE 2	73.0	0.13
35.00 x 1.50	DIN REIHE 2	62.0	0.12
41.00 x 1.50	DIN REIHE 2	51.0	0.11
53.00 x 1.50	DIN REIHE 2	29.0	0.09
70.00 x 44.50 x 2.00		75.0	0.20
54.00 x 2.00		45.0	0.13
73.03 x 48.26 x 3.05 - 2.77	2 1/2"x1 1/2"x10S	88.9	0.39
5.16 - 3.68	40S	88.9	0.66
7.01 - 5.08	80S	88.9	0.83
73.03 x 60.33 x 3.05 - 2.77	2 1/2"x2" x10S	88.9	0.43
5.16 - 3.91	40S	88.9	0.72
7.01 - 5.54	80S	88.9	0.92

LASVERLOPEN, CONCENTRISCH

Kwaliteit: AISI type 304(L), 321, 316(L-Ti).
Volgens DIN 2616, ISO, ASTM-A 403, NED. ZUIVEL
Al of niet met certificaten volgens bovenstaande normen en/of EN 10204 3.1.B
Art. 20.040 - DIN (ZUIVEL), blank of gebeitst
Art. 20.041 – DIN (ZUIVEL), geslepen of gepolijst
Art. 20.044 - NED.ZUIVEL, blank of gebeitst
Art. 20.045 – NED.ZUIVEL, geslepen of gepolijst
Art. 20.061 – ISO en DIVERSE, blank of gebeitst
Art. 20.062 – ASTM, gebeitst

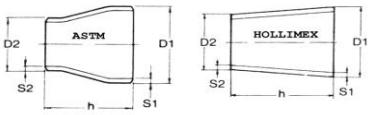

D1 x D2 x wanddikte in mm S1-S2	inch afmetingen en / of norm	hoogte in mm	gewicht Kg/stuk
76.10 x 25.40 x 1.50	NED. ZUIVEL	89.0	0.20
31.80 x 1.50	NED. ZUIVEL	77.0	0.18
38.10 x 1.50	NED. ZUIVEL	67.5	0.16
50.80 x 1.50	NED. ZUIVEL	44.0	0.12
63.50 x 1.50	NED. ZUIVEL	21.0	0.11
76.10 x 33.70 x 2.00	ISO	127.0	0.35
42.40 x 2.00	ISO	101.0	0.30
48.30 x 2.00	ISO	83.0	0.26
60.30 x 2.00	ISO	47.0	0.16
60.30 x 3.00	ISO	47.0	0.25
84.00 x 44.50 x 2.00		120.0	0.36
54.00 x 2.00		90.0	0.30
70.00 x 2.00		45.0	0.17
85.00 x 28.00 x 1.50	DIN	100.0	0.20
34.00 x 1.50	DIN	89.0	0.18
40.00 x 1.50	DIN	78.0	0.16
50.00 x 1.50	DIN	56.0	0.12
70.00 x 1.50	DIN	27.0	0.11
85.00 x 29.00 x 1.50	DIN REIHE 2	100.0	0.20
35.00 x 1.50	DIN REIHE 2	89.0	0.18
41.00 x 1.50	DIN REIHE 2	78.0	0.16
53.00 x 1.50	DIN REIHE 2	56.0	0.12
88.90 x 33.70 x 2.00	ISO	166.0	0.51
42.40 x 2.00	ISO	139.0	0.46
48.30 x 2.00	ISO	122.0	0.43
60.30 x 2.00	ISO	86.0	0.52
60.30 x 3.00	ISO	86.0	0.48
76.10 x 2.00	ISO	38.0	0.16
76.10 x 3.00	ISO	38.0	0.24
88.90 x 33.40 x 3.05 - 2.77	3" x1" x10S	88.9	0.43
5.49 - 3.38	40S	88.9	0.74
7.62 - 4.55	80S	88.9	0.83
88.90 x 42.16 x 3.05 - 2.77	3" x1 1/4"x10S	88.9	0.43
5.49 - 3.56	40S	88.9	0.75
7.62 - 4.85	80S	88.9	0.90
88.90 x 48.26 x 3.05 - 2.77	3" x1 1/2"x10S	88.9	0.45
5.49 - 3.68	40S	88.9	0.78
7.62 - 5.08	80S	88.9	1.04
88.90 x 60.33 x 3.05 - 2.77	3" x2" x10S	88.9	0.48
5.49 - 3.91	40S	88.9	0.85
7.62 - 5.54	80S	88.9	1.13
88.90 x 73.03 x 3.05 - 3.05	3" x2 1/2"x10S	88.9	0.52
88.90 x 73.03 x 5.49 - 5.16	3" x2 1/2"x40S	88.9	0.93
7.62 - 7.01	80S	88.9	1.23
101.60 x 25.40 x 1.50	NED. ZUIVEL	135.0	0.37
31.80 x 1.50	NED. ZUIVEL	123.0	0.36
38.10 x 1.50	NED. ZUIVEL	113.5	0.32
50.80 x 1.50	NED. ZUIVEL	90.0	0.29
63.50 x 1.50	NED. ZUIVEL	67.0	0.24
76.10 x 1.50	NED. ZUIVEL	46.0	0.17
104.00 x 52.00 x 2.00	DIN	90.0	0.29
70.00 x 2.00	DIN	61.0	0.28
85.00 x 2.00	DIN	34.0	0.17
104.00 x 53.00 x 1.50	DIN REIHE 2	90.0	0.29
54.00 x 2.00		150.0	0.57
70.00 x 2.00		105.0	0.44
76.10 x 2.00		84.0	0.35
84.00 x 2.00		60.0	0.27
114.30 x 33.70 x 2.00	ISO	242.0	0.92
42.40 x 2.00	ISO	216.0	0.86
48.30 x 2.00	ISO	198.0	0.82
60.30 x 2.00	ISO	162.0	0.72
60.30 x 3.00	ISO	162.0	1.07
76.10 x 2.00	ISO	115.0	0.55
76.10 x 3.00	ISO	115.0	0.83

Halffabricaten zoals: buizen, staf, profielen, band, draad, strekmetaal, gaas, platen, tranenplaten, geperforeerde platen, treden en roosters.
Appendages zoals: koppeling-, las-, snijring- en fittingverbindingen, (aluminium)flenzen, pakkingen, ventielen, (kogel)kranen, filters, afsluiters, (vlinder)kleppen, deksels, montagemiddelen, gereedschappen, beugels, compensatoren, beitspasta's, kijkglazen, sproeibollen, bouten en moeren.
Speciaalwerk zoals: constructie-, las-, zaag-, buig-, snij, zet- en knipwerk.

LASVERLOPEN, CONCENTRISCH

Kwaliteit: AISI type 304(L), 321, 316(L-Ti).
Volgens DIN 2616, ISO, ASTM-A 403, NED. ZUIVEL
Al of niet met certificaten volgens bovenstaande normen en/of EN 10204 3.1.B
Art. 20.040 - DIN (ZUIVEL), blank of gebeitst
Art. 20.041 – DIN (ZUIVEL), geslepen of gepolijst
Art. 20.044 - NED.ZUIVEL, blank of gebeitst
Art. 20.045 – NED.ZUIVEL, geslepen of gepolijst
Art. 20.061 – ISO en DIVERSE, blank of gebeitst
Art. 20.062 – ASTM, gebeitst

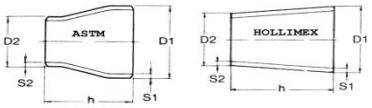

D1 x D2 x wanddikte in mm S1-S2	inch afmetingen en / of norm	hoogte in mm	gewicht Kg/stuk
88.90 x 2.00	ISO	76.0	0.39
88.90 x 3.00	ISO	76.0	0.59
114.30 x 48.26 x 3.05 - 2.77	4" x1 1/2"x10S	101.6	0.63
6.02 - 3.68	40S	101.6	1.18
8.56 - 5.08	80S	101.6	1.64
114.30 x 60.33 x 3.05 - 2.77	4" x2" x10S	101.6	0.67
6.02 - 3.91	40S	101.6	1.27
8.56 - 5.54	80S	101.6	1.76
114.30 x 73.03 x 3.05 - 3.05	4" x2 1/2"x10S	101.6	0.71
6.02 - 5.16	40S	101.6	1.37
8.56 - 7.01	80S	101.6	1.86
114.30 x 88.90 x 3.05 - 3.05	2" x1 1/2"x10S	101.6	0.76
6.02 - 5.49	40S	101.6	1.45
8.56 - 7.62	80S	101.6	2.02
129.00 x 52.00 x 2.00	DIN	135.0	0.53
70.00 x 2.00	DIN	106.0	0.55
85.00 x 2.00	DIN	79.0	0.41
104.00 x 2.00	DIN	45.0	0.38
129.00 x 53.00 x 2.00	DIN REIHE 2	135.0	0.53
129.00 x 50.00 x 2.00		180.0	0.87
76.10 x 2.00		159.0	0.79
84.00 x 2.00		135.0	0.70
104.00 x 2.00		75.0	0.43
139.70 x 48.30 x 2.00	ISO	274.0	1.31
60.30 x 2.00	ISO	238.0	1.21
60.30 x 3.00	ISO	238.0	1.81
76.10 x 2.00	ISO	191.0	1.04
76.10 x 3.00	ISO	191.0	1.56
88.90 x 2.00	ISO	152.0	0.88
88.90 x 3.00	ISO	152.0	1.32
114.30 x 2.00	ISO	76.0	0.49
139.70 x 114.30 x 3.00	ISO	76.0	0.74
141.30 x 73.05 x 3.40 - 3.05	5" x2 1/2"x10S	127.0	1.14
6.55 - 5.16	40S	127.0	2.16
141.30 x 88.90 x 3.40 - 3.05	5" x3" x10S	127.0	1.22
6.55 - 5.49	40S	127.0	2.27
141.30 x 114.30 x 3.40 - 3.05	5" x4" x10S	127.0	1.33
6.55 - 6.02	40S	127.0	2.50
154.00 x 70.00 x 2.00	DIN	151.0	0.73
85.00 x 2.00	DIN	124.0	0.50
104.00 x 2.00	DIN	90.0	0.45
129.00 x 2.00	DIN	45.0	0.40
154.00 x 84.00 x 2.00		210.0	1.22
104.00 x 2.00		150.0	0.95
129.00 x 2.00		75.0	0.52
168.28 x 114.30 x 3.40 - 3.05	6" x4" x10S	140.0	1.65
7.11 - 6.02	40S	140.0	3.30
10.97 - 8.56	80S	140.0	4.96
168.28 x 141.30 x 3.40 - 3.40	6" x5" x10S	140.0	1.78
7.11 - 6.55	40S	140.0	3.57
168.30 x 60.30 x 2.00	ISO	324.0	1.88
60.30 x 3.00	ISO	324.0	2.81
76.10 x 2.00	ISO	277.0	1.71
76.10 x 3.00	ISO	277.0	1.56
88.90 x 2.00	ISO	238.0	1.55
88.90 x 3.00	ISO	238.0	1.94
114.30 x 2.00	ISO	162.0	1.16
114.30 x 3.00	ISO	162.0	1.74
139.70 x 2.00	ISO	86.0	0.67
139.70 x 3.00	ISO	86.0	1.00
204.00 x 70.00 x 2.00	DIN	241.0	3.00
85.00 x 2.00	DIN	214.0	2.80
104.00 x 2.00	DIN	180.0	1.24
104.00 x 2.00		300.0	2.28
129.00 x 2.00	DIN	135.0	1.00
129.00 x 2.00		225.0	1.85
154.00 x 2.00	DIN	90.0	0,79
154.00 x 2.00		150.0	1.33
206.00 x 156.00 x 3.00		150.0	2.00

LASVERLOPEN, CONCENTRISCH

Kwaliteit: AISI type 304(L), 321, 316(L-Ti).
Volgens DIN 2616, ISO, ASTM-A 403, NED. ZUIVEL
Al of niet met certificaten volgens bovenstaande normen en/of EN 10204 3.1.B
Art. 20.040 - DIN (ZUIVEL), blank of gebeitst
Art. 20.041 – DIN (ZUIVEL), geslepen of gepolijst
Art. 20.044 - NED.ZUIVEL, blank of gebeitst
Art. 20.045 – NED.ZUIVEL, geslepen of gepolijst
Art. 20.061 – ISO en DIVERSE, blank of gebeitst
Art. 20.062 – ASTM, gebeitst

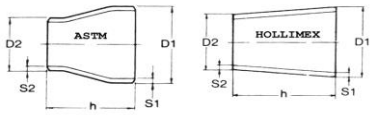

D1 x D2 x wanddikte in mm S1-S2	inch afmetingen en / of norm	hoogte in mm	gewicht Kg/stuk
219.10 x 114.30 x 2.00	ISO	314.0	2.66
114.30 x 3.00	ISO	314.0	3.98
139.70 x 2.00	ISO	238.0	2.17
139.70 x 3.00	ISO	238.0	3.25
168.30 x 2.00	ISO	152.0	1.50
168.30 x 3.00	ISO	152.0	2.24
219.08 x 114.30 x 3.76 - 3.05	8" x4" x10S	152.0	2.43
8.18 - 6.02	40S	152.0	5.10
219.08 x 168.30 x 3.76 - 3.40	8" x6" x10S	152.0	2.72
8.18 - 7.11	40S	152.0	5.71
254.00 x 154.00 x 2.00		300.0	3.56
204.00 x 2.00		150.0	3.04
256.00 x 156.00 x 3.00		300.0	4.56
206.00 x 3.00		150.0	2.57
273.00 x 168.30 x 3.00	ISO	314.0	5.27
219.10 x 3.00	ISO	162.0	3.02
273.05 x 168.28 x 4.19 - 3.40	10" x6" x10S	179.0	4.14
9.27 - 7.11	40S	179.0	8.78
273.05 x 219.08 x 4.19 - 3.76	10" x8" x10S	179.0	4.49
9.27 - 8.18	40S	179.0	9.58
304.00 x 204.00 x 2.00		300.0	5.13
254.00 x 2.00		150.0	3.80
306.00 x 206.00 x 3.00		300.0	5.07
256.00 x 3.00		150.0	3.14
323.85 x 168.28 x 4.57 - 3.40	12" x6" x10S	203.0	5.92
9.53 - 7.11	40S	203.0	11.80
323.85 x 219.08 x 4.57 - 3.76	12" x8" x10S	203.0	6.31
9.53 - 8.18	40S	203.0	12.70
323.85 x 273.05 x 4.57 - 4.19	12" x10" x10S	203.0	6.78
9.53 - 9.27	40S	203.0	13.60
323.90 x 219.10 x 3.00	ISO	314.0	6.49
273.00 x 3.00	ISO	152.0	3.46
355.60 x 273.05 x 4.78 - 4.19	14" x10" x10S	330.2	12.10
9.53 - 9.27	40S	330.2	23.60
355.60 x 323.85 x 4.78 - 4.57	14" x12" x10S	330.2	13.00
9.53 - 9.53	40S	330.2	25.40
356.00 x 256.00 x 3.00		350.0	6.84
306.00 x 3.00		350.0	3.71
406.40 x 323.85 x 4.78 - 4.57	16" x12" x10S	355.6	15.20
9.53 - 9.53	40S	355.6	29.60
406.00 x 306.00 x 3.00		400.0	7.98
356.00 x 3.00		400.0	4.28
406.40 x 355.60 x 4.78 - 4.78	16" x14" x10S	355.6	15.80
9.53 - 9.53	40S	355.6	31.00
456.00 x 356.00 x 3.00	ISO	400.0	7.98
406.00 x 3.00	ISO	400.0	4.28

Op aanvraag levert HOLLIMEX ook andere afmetingen en kwaliteiten.

LASVERLOPEN, EXCENTRISCH

In diverse maten verkrijgbaar
Kwaliteit: AISI type 304(L), 321, 316(L-Ti).
Volgens DIN 2616, ISO, ASTM-A 403, NED. ZUIVEL
Al of niet met certificaten volgens bovenstaande normen en/of EN 10204 3.1.B

Art. 20.042 - DIN (ZUIVEL), blank of gebeitst
Art. 20.043 – DIN (ZUIVEL), geslepen of gepolijst
Art. 20.344 - NED.ZUIVEL, blank of gebeitst
Art. 20.345 – NED.ZUIVEL, geslepen of gepolijst
Art. 21.041 – ISO en DIVERSE, blank of gebeitst
Art. 21.042 – ASTM, gebeitst

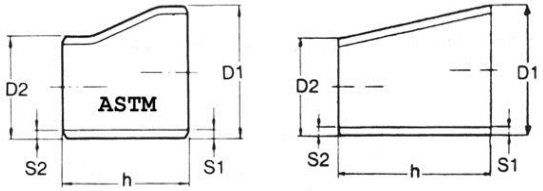

BOORDRINGEN

Gebeitst, geperst uit plaat
Kwaliteit: 304(L),316(L)
Uitvoering/toleranties N FE 29251
DIN 2642 op aanvraag af fabriek

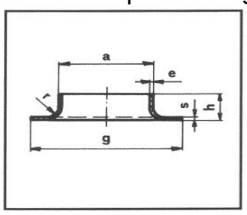



Art. 20.050

ALUMINIUM OVERSCHUIFFLENZEN

Kwaliteit: G AISI 12
Verdere informatie is te vinden in onze documentatiegroep 4

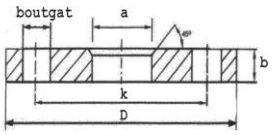

Art. 40.001 - blanke uitvoering
Art. 40.002 - gecoate uitvoering

Uitw. Diam. mm a	x	Wand dikte mm s	Gewicht	Voor Flenstype		Uitw. Diam. mm a	x	Wand dikte mm s	Gewicht	Voor flenstype
17.2	x	2.0	0.02	NW 10-C		84.0	x	2.0	0.20	NW 80-A
18.0	x	2.0	0.02	NW 15-A		85.0	x	2.0	0.20	NW 80-A
20.0	x	2.0	0.02	NW 15-A		88.9	x	2.0	0.16	NW 80-C
21.3	x	2.0	0.03	NW 15-C			x	3.0	0.25	NW 80-C
21.3	x	3.0	0.03	NW 15-C		102.0	x	2.0	0.28	NW 100-A
22.0	x	2.0	0.03	NW 20-A		104.0	x	2.0	0.28	NW 100-A
25.0	x	2.0	0.04	NW 20-A		108.0	x	4.0	0.38	NW 100-C
26.9	x	2.0	0.04	NW 20-C		114.3	x	2.0	0.19	NW 100-C
		3.0	0.06	NW 20-C			x	3.0	0.29	NW 100-C
28.0	x	2.0	0.05	NW 25-A		129.0	x	2.0	0.35	NW 125-A
30.0	x	2.0	0.05	NW 25-A		133.0	x	2.0	0.30	NW 125-A
32.0	x	2.0	0.05	NW 25-A		139.7	x	2.0	0.29	NW 125-C
33.7	x	2.0	0.05	NW 25-C			x	3.0	0.43	NW 125-C
		3.0	0.07	NW 25-C		154.0	x	2.0	0.38	NW 150-A
34.0	x	2.0	0.05	NW 32-A		156.0	x	3.0	0.57	NW 150-A
38.0	x	2.0	0.06	NW 32-A		168.3	x	2.0	0.38	NW 150-C
40.0	x	2.0	0.06	NW 40-A			x	3.0	0.50	NW 150-C
42.4	x	2.0	0.06	NW 32-C		204.0	x	2.0	0.50	NW 200-A
		3.0	0.09	NW 32-C		206.0	x	3.0	0.98	NW 200-A
44.0	x	2.0	0.08	NW 40-A		219.1	x	2.0	0.49	NW 200-C
48.3	x	2.0	0.08	NW 40-C			x	3.0	0.76	NW 200-C
		3.0	0.12	NW 40-C		254.0	x	2.0	0.70	NW 250-A
51.0	x	2.0	0.09	NW 50-A		256.0	x	3.0	1.30	NW 250-A
52.0	x	2.0	0.09	NW 50-A		273.0	x	2.0	0.57	NW 250-C
54.0	x	2.0	0.10	NW 50-A			x	3.0	0.82	NW 250-C
57.0	x	2.0	0.11	NW 50-C		304.0	x	2.0	0.85	NW 300-A
		3.0	0.15	NW 50-C		306.0	x	3.0	1.40	NW 300-A
60.3	x	2.0	0.10	NW 50-C		323.9	x	2.0	0.65	NW 300-C
		3.0	0.15	NW 50-C			x	3.0	1.06	NW 300-C
64.0	x	2.0	0.13	NW 65-A		355.6	x	3.0	1.55	NW 350-AC
69.0	x	2.0	0.16	NW 65-A		356.0	x	3.00	1.55	NW 350-AC
70.0	x	2.0	0.16	NW 65-A		406.0	x	3.0	1.74	NW 400-AC
	x	3.0	0.24	NW 65-A		456.0	x	3.0	2.00	NW 450-AC
76.1	x	2.0	0.14	NW 65-C		508.0	x	4.0	2.50	NW 500-A
	x	3.0	0.20	NW 65-C		608.0	x	4.0	3.00	NW 600-A

Op aanvraag levert HOLLIMEX ook andere afmetingen.





STUB-ENDS

Kwaliteit: AISI type 304(L), 316(L-Ti)
Volgens ASTM-A 403/ANSI B16.9 of MSS SP 43 type A
Al of niet met certificaten volgens bovenstaande normen en/of EN 10204 3.1.B

Art. 20.052

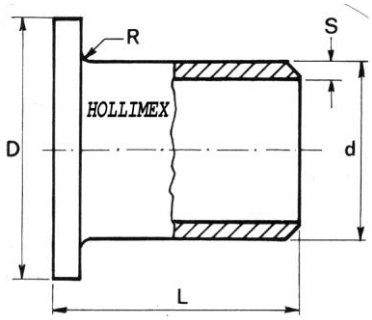

NB in inches	voor buis uitw. Ø in mm d	grootste Ø in mm D	lengte in mm L	wanddikten in mm Sch 5S	Sch 10S	Sch 40S	Approx. gewicht kg/st
½	21,34	34,9	50,8	1,65	2,11	2,77	0,14
¾	26,67	42,8	50,8	1,65	2,11	2,87	0,18
1	33,40	50,8	50,8	1,65	2,77	3,38	0,31
1¼	42,16	63,5	50,8	1,65	2,77	3,56	,42
1½	48,26	73,0	50,8	1,65	2,77	3,68	0,52
2	60,32	92,0	63,5	1,65	2,77	3,91	1,01
3	88,90	127,0	63,5	2,11	3,05	5,49	2,13
4	114,30	157,2	76,2	2,11	3,05	6,02	3,09
5	141,30	185,7	76,2	2,77	3,40	6,55	5,35
6	168,27	215,9	88,9	2,77	3,40	7,11	6,94
8	219,07	270,0	101,6	2,77	3,76	8,18	10,48
10	273,05	324,0	127,0	3,40	4,19	9,27	18,10
12	323,85	381,0	152,4	3,96	4,57	9,53	22,32
14	355,60	412,8	152,4	3,96	4,77	9,53	28,94
16	406,40	470,0	152,4	4,19	4,77	9,53	33,52
18	457,20	533,4	152,4	4,19	4,77	9,53	38,65
20	508,00	584,2	152,4	4,77	5,54	9,53	42,96
24	609,60	692,2	152,4	5,54	6,35	9,53	52,62

LASKAPPEN (BODEMS)

Kwaliteit 304(L), 316(L-Ti). Volgens DIN 28011, ASTM-A 403 of NFA 49.185
Al of niet met certificaten volgens bovenstaande normen en/of EN 10204 3.1.B

UD x wanddikte in mm Da x s	inch afmetingen en / of norm	hoogte in mm	norm	gewicht Kg/stuk
17.20 x 2.00	ISO	10.0	NFA	0.01
21.30 x 2.00	ISO	17.0	NFA	0.02
21.34 x 2.11	1/2" x 10S	25.4	ASTM	0.03
2.77	40S	25.4	ASTM	0.04
3.73	80S	25.4	ASTM	0.05
25.00 x 2.00		15.5	DIN	0.03
25.40 x 1.50	1" NED.	14.0		0.02
25.40 x 2.00	1" NED.	12.5		0.03
26.67 x 2.11	3/4" x 10S	25.4	ASTM	0.04
2.87	40S	25.4	ASTM	0.05
3.91	80S	25.4	ASTM	0.07
26.90 x 2.00	ISO	17.5	NFA	0.02
28.00 x 1.50	NW 25	10.0	DIN	0.01
28.00 x 2.00	NW 25	11.5		0.01
29.00 x 1.50	NW 25 (Reihe 2)	10.0	DIN	0.01
33.40 x 2.77	1" x 10S	38.1	ASTM	0.09
3.38	40S	38.1	ASTM	0.11
4.55	80S	38.1	ASTM	0.14
33.70 x 2.00	ISO	22.0	NFA	0.03
34.00 x 1.50	NW 32	11.5	DIN	0.02
34.00 x 2.00	NW 32	13.0		0.02
35.00 x 1.50	NW 32 (Reihe 2)	11.5	DIN	0.02
38.10 x 1.50	1 ½" NED.	18.0		0.03
38.10 x 2.00	1 ½" NED.	15.0	NFA	0.05
40.00 x 1.50	NW 40	12.5	DIN	0.03
40.00 x 2.00	NW 40	14.0		0.05
41.00 x 1.50	NW 25 (Reihe 2)	12.5	DIN	0.03
42.16 x 2.77	1 1/4" x 10S	38.1	ASTM	0.11
3.56	40S	38.1	ASTM	0.14
4.85	80S	38.1	ASTM	0.19
42.40 x 2.00	ISO	11.0	NFA	0.04
44.50 x 2.00		11.0	NFA	0.04
48.26 x 2.77	1 1/2" x 10S	38.1	ASTM	0.13
3.68	40S	38.1	ASTM	0.17
5.08	80S	38.1	ASTM	0.23
48.30 x 2.00	ISO	11.5	NFA	0.05
50.80 x 1.50	2" NED.	13.5		0.04
50.80 x 2.00	2" NED.	18.0	NFA	0.06
52.00 x 1.50	NW 50	11.5	DIN	0.04
52.00 x 2.00	NW 50	17.0		0.06
53.00 x 1.50	NW 25 (Reihe 2)	15.5	DIN	0.03
54.00 x 2.00		12.5	NFA	0.06
57.00 x 3.00		32.0	NFA	0.13
60.30 x 2.00	ISO	32.0	NFA	0.07
60.33 x 2.77	2" x 10S	38.1	ASTM	0.19
3.91	40S	38.1	ASTM	0.26
5.54	80S	38.1	ASTM	0.35
63.50 x 1.50	2 1/2" NED.	16.5		0.08
63.50 x 2.00	2 1/2" NED.	24.0	NFA	0.09
70.00 x 2.00	NW 65	21.5	DIN	0.08
73.03 x 3.05	2 1/2" x 10S	38.1	ASTM	0.24
5.16	40S	38.1	ASTM	0.41
7.01	80S	38.1	ASTM	0.51
76.10 x 2.00	3" NED. / ISO	26.0	NFA	0.15
3.00		26.0	NFA	0.21
84.00 x 2.00		23.0	NFA	0.17
85.00 x 2.00	NW 80	24.5	DIN	0.18
88.90 x 2.00	ISO	23.0	NFA	0.16
3.00		23.0	NFA	0.24

Art. 20.054

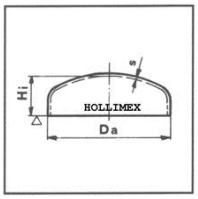

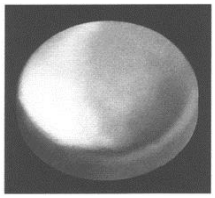

LASKAPPEN (BODEMS)

Kwaliteit 304(L), 316(L-Ti). Volgens DIN 28011,28013, ASTM-A 403 of NFA 49.185
Al of niet met certificaten volgens bovenstaande normen en/of EN 10204 3.1.B

UD x wanddikte in mm Da x s	inch afmetingen en / of norm	hoogte in mm	norm	gewicht Kg/stuk
88.90 x 3.05	3" x 10S	50.8	ASTM	0.40
5.49	40S	50.8	ASTM	0.68
7.62	80S	50.8	ASTM	0.90
101.60 x 2.00	4" NED.	26.0	NFA	0.20
3.05	3 1/2" x 10S	63.5	ASTM	0.51
5.74	40S	63.5	ASTM	0.97
8.08	80S	63.5	ASTM	1.36
104.00 x 2.00	NW 100	25.5	DIN	0.20
108.00 x 4.00		25.5	DIN	0.26
114.00 x 2.00	ISO	26.0	NFA	0.26
114.30 x 3.00		26.5	NFA	0.39
3.05	4" x 10S	63.5	ASTM	0.57
6.02	40S	63.5	ASTM	1.13
8.56	80S	63.5	ASTM	1.51
129.00 x 2.00	NW 125	35.5	DIN	0.38
133.00 x 2.00		35.0	NFA	0.51
139.70 x 2.00	ISO	35.5	NFA	0.38
3.00		35.5	NFA	0.57
141.30 x 3.40	5" x 10S	76.2	ASTM	1.10
6.55	40S	76.2	ASTM	2.12
9.53	80S	76.2	ASTM	2.78
154.00 x 2.00	NW 150	43.0	DIN	0.55
156.00 x 3.00		43.0	DIN	0.82
168.30 x 2.00	ISO	44.5	NFA	0.55
3.00		44.5	NFA	0.82
168.28 x 3.40	6" x 10S	88.9	ASTM	1.41
7.11	40S	88.9	ASTM	2.95
10.97	80S	88.9	ASTM	4.24
204.00 x 2.00	NW 200	69.0	DIN	1.00
206.00 x 3.00	NW 200	70.0	DIN	1.50
219.10 x 2.00	ISO	68.5	NFA	0.96
3.00		68.5	NFA	1.44
219.08 x 3.76	8" x 10S	101.6	ASTM	2.47
8.18	40S	101.6	ASTM	5.40
12.70	80S	101.6	ASTM	7.80
254.00 x 2.00	NW 250	79.0	DIN	1.43
256.00 x 3.00	NW 250	80.0	DIN	2.15
273.00 x 2.00	ISO	90.0	NFA	1.68
3.00		90.0	NFA	2.52
273.05 x 4.19	10" x 10S	127.0	ASTM	4.51
9.27	40S	127.0	ASTM	10.00
12.70	80S	127.0	ASTM	13.10
304.00 x 2.00	NW 300	88.0	DIN	1.97
306.00 x 3.00	NW 300	89.0	DIN	2.96
323.85 x 4.57	12" x 10S	152.4	ASTM	6.67
9.53	40S	152.4	ASTM	13.90
12.70	80S	152.4	ASTM	17.30
323.90 x 2.00	ISO	99.0	NFA	2.48
3.00		99.0	NFA	3.71
355.60 x 3.00		106.0	NFA	4.56
406.40 x 3.00		125.0	NFA	5.95
457.00 x 3.00		130.0	NFA	7.44
508.00 x 4.00		135.0	NFA	9.80

Art. 20.054

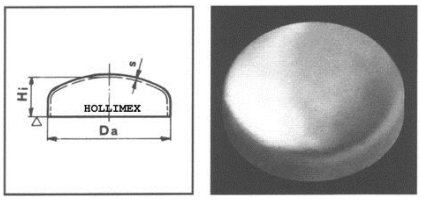

Wij leveren ook andere uitvoeringen en afmetingen

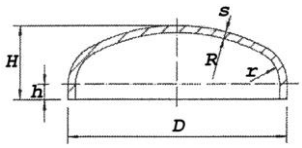

Klőpperbodem DIN 28011
Korfboogbodem DIN 28013
Lagedrukbodem
Bolle bodem

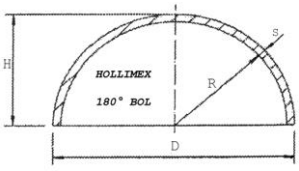

HALVE BOL 180°
Art. 29.154

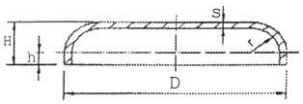

VLAKKE BODEM
Art. 29.254

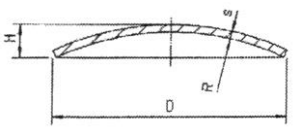

BOLLE SCHIJF
Art. 29.354

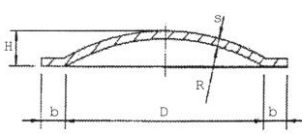

TELLERBODEM
Art. 29.454

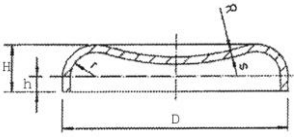

DIFFUSEURBODEM
Art. 29.554

COMPENSATOREN (TRILLINGSDEMPERS)

COMPENSATOREN (TRILLINGSDEMPERS)
DIN - Art. 25.001

NW	A	B	C
25	200	28	25
32	200	34	31
40	200	40	37
50	200	52	49
65	200	70	66
80	200	85	81
100	300	104	100

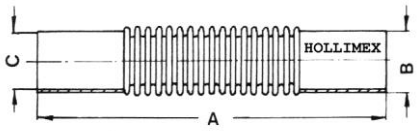

COMPENSATOREN, (TRILLINGDEMPERS)
ISO - Art. 25.001

	A	B	C
NW 15 - 1/2"	173	21.3x2,3	16.7
NW 20 - 3/4"	173	26.9x2,3	22.3
NW 25 - 1 "	182	33.7x2,6	28.5
NW 32 - 1 1/4"	205	42.4x2,6	37.2
NW 40 - 1 1/2"	225	48.3x2,6	43.1
NW 50 - 2 "	252	60.3x2,9	54.5
NW 65 - 2 1/2"	274	76.1x2,9	70.3
NW 80 - 3 "	299	88.9x3,2	82.5
NW 100 - 4 "	320	114.3x3,6	107.1
NW 125 - 5 "	300	139.6x4,0	131.6
NW 150 - 6 "	310	168.3x4,5	159.3
NW 200 - 8 "	400	219.1x6,3	206.5
NW 250 -10 "	400	273.0x6,3	260.4

Wij kunnen de compasatoren ook voorzien van flenzen en/of diverse koppelingsdelen.

COMPENSATOREN MET RUBBER BALG

DIN - Art. 25.003 MET ROESTVASTSTALEN FLENZEN
DIN - Art. 25.004 MET VERZINKTE STALEN FLENZEN

Verkrijgbaar van DN 20 t/m 1000
met standaard draaibare DIN flenzen

Op aanvraag zijn ook uitvoeringen met andere type flenzen mogelijk

Keuze uit de volgende balgen:

Kenmerk	binnen	inlage	buiten	bar	°C	bar	°C	bar	°C
ZWART/EPDM	IIR	NYLONCORD	EPDM	10	50	8	70	6	85
ZWART/CR	CR	NYLONCORD	CR	16	50	10	70	-	--
GEEL-STAALKOORD	NBR	STAALCORD	CR	16	50	12	70	10	100
ORANJE	NBR	NYLON S	CR	20	20	25	50	16	70
GEEL	NBR	NYLONCORD	CR	16	50	12	70	10	90
GROEN	CSM	NYLONCORD	CSM	16	50	12	70	10	90
WIT	NBR	NYLONCORD	CR	16	50	12	70	10	90
ROOD	IIR	NYLONCORD	EPDM	16	50	12	80	10	90
ROOD-ARAMID	EPDM	ARAMID	EPDM	16	70	10	100	6	110

(Voor DN 700 t/m 1000 gelden andere drukken)

Op aanvraag levert **HOLLIMEX** ook andere uitvoeringen en maten, zoals compensatoren in zware uitvoering, geschikt voor axiale expansie en compensatoren voorzien van flenzen.

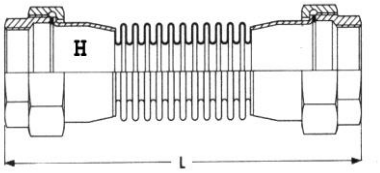



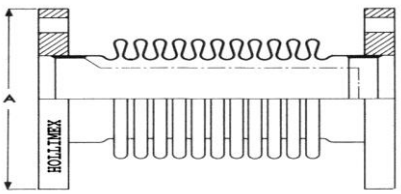

OUTLETS

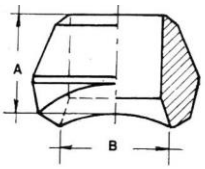

WELDING OUTLETS – Art. 29.800
Leverbaar in Reducing size en Full size
Vanaf 1/8" t/m 24" in 40S en 80S
Vanaf 1/2" t/m 6" in Sched.160 en XXS

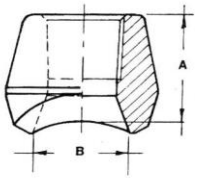

THREADED OUTLETS – Art. 29.801
Vanaf 1/8" t/m 4" in 3000 Lbs
Vanaf 1/4" t/m 2" in 6000 Lbs

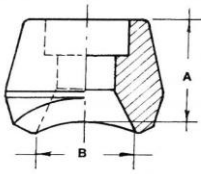

SOCKET WELD OUTLETS – Art. 29.802
Vanaf 1/8" t/m 4" in 3000 Lbs
Vanaf 1/4" t/m 2" in 6000 Lbs
Vanaf 1/2" t/m 2" in 9000 Lbs

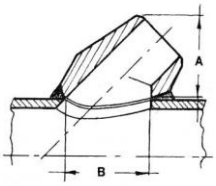

LATERAL OUTLETS – Art. 29.803
Vanaf 1/4" t/m 2" in 3000 – 6000 Lbs

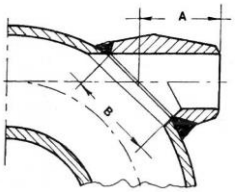

OUTLETS FOR ELBOWS – Art. 29.804
Vanaf 1/4" t/m 2" in 3000 – 6000 Lbs

HOLLIMEX levert ook hogedruk fittingen met soklas einden.
Zie hiervoor onze productgroep 3

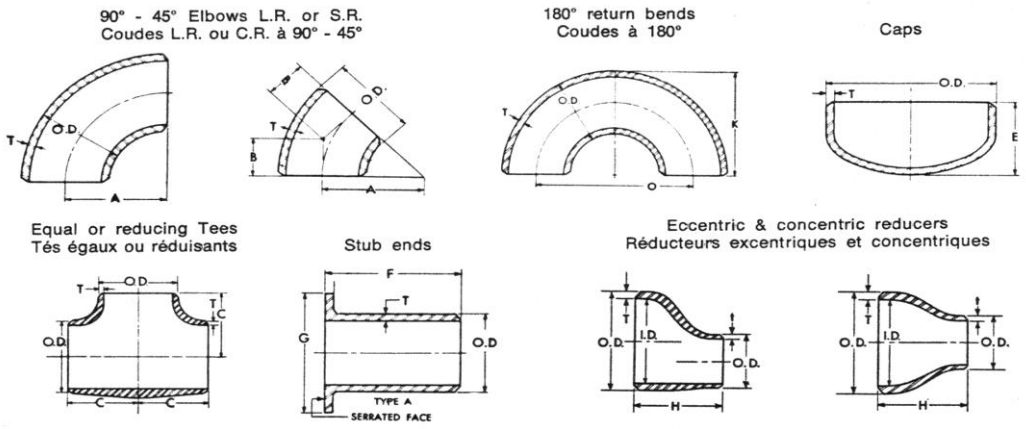

Halffabricaten zoals: buizen, staf, profielen, band, draad, strekmetaal, gaas, platen, tranenplaten, geperforeerde platen, treden en roosters. Appendages zoals: koppeling-, las-, snijring- en fittingverbindingen, (aluminium)flenzen, pakkingen, ventielen, (kogel)kranen, filters, afsluiters, (vlinder)kleppen, deksels, montagemiddelen, gereedschappen, beugels, compensatoren, beitspasta's, kijkglazen, sproeibollen, bouten en moeren. Speciaalwerk zoals: constructie-, las-, zaag-, buig-, snij, zet- en knipwerk.

Zoals u kunt zien heeft HOLLIMEX een zeer breed en compleet leveringsprogramma. Voor de minder gangbare afmetingen, uitvoeringen en materiaalkwaliteiten, die niet in onze documentatie staan, kunt u ons ook aanvragen.

Wij leveren ook halffabricaten en appendages in onder andere staal(verzinkt), aluminium, koper, messing, brons en kunststof. Wij zijn ook sterk in (voor)bewerkingen en maatwerk.

TEL: 0180 - 683533
FAX: 0180 - 683558

Homepage: www.hollimex.nl
E-mail : sales@hollimex.nl

As you can see HOLLIMEX has a very wide and complete delivery program. For the less common sizes, performances and material qualities, which are not in our documentation, you can also apply to us. Also check out our other product groups!

We also supply semi-finished products and accessories for example in steel (galvanized), aluminum, copper, brass, bronze, and plastic. We are also strong in editing and customization.

Kijk ook eens in onze andere productgroepen!

Hierin vindt u o.a.(zuivel)buizen, staf, platen, profielen, band, draad, strekmetaal, gaas, (zuivel)koppeling-, las- en fitverbindingen, (aluminium)flenzen, afsluiters, kijkglazen, (kogel)kranen, motoren, (vlinder)kleppen, filters, deksels, (terugslag)ventielen, meters, sproeikoppen, beugels, beits- en reinigingsmiddelen, pakkingen, (kunststof)doppen, slangen, slangbenodigheden, montage- en bevestigingsverbindingen, roosters, treden, speciaalwerk, gereedschappen en toebehoren.